

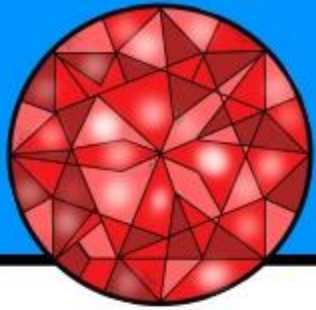
# Hard & Soft C and G



Read, Sort, Practice & More



# Hard & Soft C and G







- \*Read & Sort
- \*Match the picture to the word
- \*Word Walls

	cake
	camp
	cart
	ceiling

	bridge
	dog
	dragon
	egg

	celery
	cent
	center
	cereal

	frog
	gas
	gate
	gem

<b>HARD</b> g
<b>SOFT</b> g
g g g g g

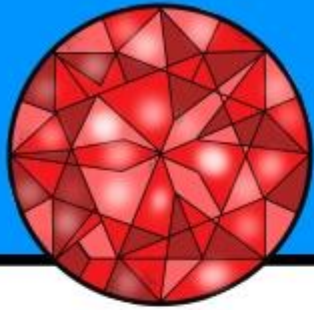
<b>HARD</b> c
<b>SOFT</b> c
c c c c c c



## Vocabulary Word Wall Cards



# Hard & Soft C and G



\*Picture and word sort for each letter

Two worksheets for sorting words and pictures by sound.

**Worksheet 1: Hard C and Soft C**

Name: \_\_\_\_\_

Cut and sort the pictures. Then glue them on the correct side.

Hard C	Soft C

**Worksheet 2: Hard g and Soft g**

Name: \_\_\_\_\_

Cut and sort the words by sound. Then glue them and practice reading the words.

Hard g	Soft g

**Picture and Word Sorts**

Picture Sort (for Hard C and Soft C):

- cake, juice, coat, bear, pencil
- city, bag, city, bed, bowl

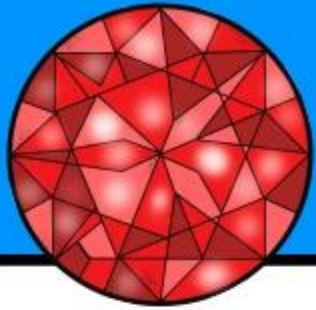
Word Sort (for Hard g and Soft g):

- car, egg, giant, stage
- gas, gem, dog




Cut & Paste Picture and Word Sorts

# Hard & Soft C and G




\*Great for centers

 Tile Card #1

	<input type="text"/> ake
	<input type="text"/> ent
	<input type="text"/> ook
	<input type="text"/> amp

Printableprompts 2015

 Tile Card #3

	<input type="text"/> as
dra	<input type="text"/> on
jud	<input type="text"/> e
<input type="text"/>	iraffe

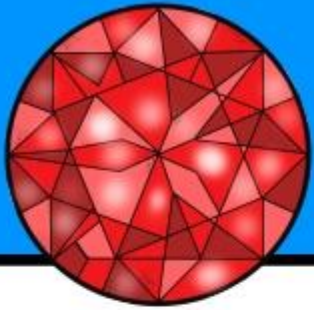
Printableprompts 2015



## Tile cards



# Hard & Soft C and G



\*Independent Practice

Name: \_\_\_\_\_

**Hard C, Soft C**

Fill in the missing "c".  
Circle the letter that comes after "c".  
What sound will C make? Write H for hard and S for soft in the gray box.  
Read the words using the correct sounds!

<input type="text"/> at	<input type="text"/> it y
<input type="text"/> enter	<input type="text"/> amp
<input type="text"/> lip	<input type="text"/> art
<input type="text"/> ent	<input type="text"/> oat
<input type="text"/> uff	<input type="text"/> ider
★ Challenge ★	
<input type="text"/> pen <input type="text"/> il	<input type="text"/> ri <input type="text"/> e

Name: \_\_\_\_\_

**Hard g, Soft g**

Fill in the missing "g".  
Circle the letter that comes after "g".  
What sound will g make? Write H for hard and S for soft in the gray box.  
Read the words using the correct sounds!

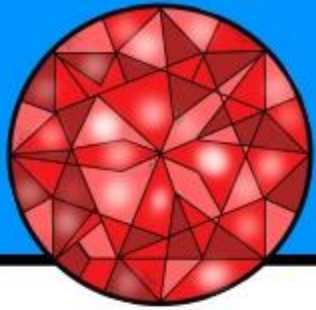
<input type="text"/> ate	<input type="text"/> as
<input type="text"/> iant	<input type="text"/> oose
<input type="text"/> eneral	<input type="text"/> brid <input type="text"/> e
<input type="text"/> em	<input type="text"/> um
<input type="text"/> sta <input type="text"/> e	<input type="text"/> iraffe
★ Challenge ★	
<input type="text"/> in <input type="text"/> er	<input type="text"/> dra <input type="text"/> on









# Write & Read








# Hard & Soft C and G







- \*Great for centers
- \*Picture and word versions

Hard or soft c?		Hard or soft c?	
 cake		 camp	
hard 	soft 	hard 	soft 





  

Hard or soft c?		Hard or soft c?	
 cart		 ceiling	
hard 	soft 	hard 	

Hard or soft g?		Hard or soft g?	
giraffe		goat	
hard 	soft 	hard 	soft 

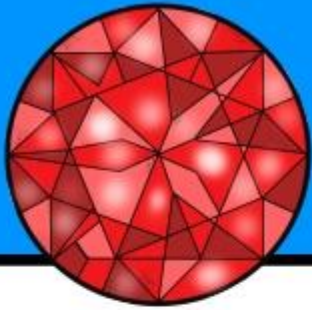
Hard or soft g?		Hard or soft g?	
goose		gum	
hard 	soft 	hard 	soft 



## Clip Cards



# Hard & Soft C and G



## Teaching Notes

How to use the sorting cards:

These cards have been created in a way that makes them very versatile. Here are a few ways to use them:

- \*Cut the picture part apart from the word parts. Match the picture to the word.
- \*Complete a picture sort, using just the sound for hard and soft c and g.
- \*Complete a word sort for C and G
- \*Leave the picture attached to the word and sort using the picture and word to help!

I have also included a recording page that can be used to record some of the words from the sort or can be used to record words from student reading that they collect during a word hunt.

Cut and glue sorts- both picture sorts and word sorts are included

Tile cards- 3 cards for c and g are included. Use a letter g magnet or tile you have, or you can use the paper ones included. I like to laminate them or place them inside sheet protectors. I have students circle the letter following the g or c with a dry erase marker. Then, they write in the last box "S" or "H". You could also print a copy for each time a student uses the activity, or even have them record the words on a sort paper once they have worked through the activity.

I have also included a follow up page for each letter where students can write the g, circle/highlight the letter following the c or g, and then mark "s" or "h", which is a good informal assessment for the skill.

Clip cards- There are two sets of clip cards for both c and g. Both cards contain the same words, but one set has a picture and the second set just has the word. The word set is great for if you're looking for students to determine just based on spelling pattern. The picture version is great for determining the sound. I like to print these in cardstock, then laminate, and then put them at a literacy center or in morning bins. For each set of words I have included the oddball or trickier words at the end of each set.

**\*NOTE** There are some 'oddball' words. I always include and address them, but use your discretion:

- 'Gift' does not have soft g
- 'dragon' sometimes sounds like /j/ at the beginning, so it causes confusion sometimes during picture sorts.
- 'dog' does not have a letter that comes after it.
- 'circle' as a hard and soft c.

I also address how the 'e' in these words can have 2 jobs, to change the c or g to the soft sound and also to make the medial vowel long.



# Clip Cards