


The Snow Day

Emergent Reader

Sequence It!
I can cut and glue to put the parts of the story in order.




I made a snowman
on my snow day.



snowman



shoveled



sledding



hot
chocolate

Printable Mini Book & Extension



The Snow Day

Emergent Reader



I went out to play
on my snow day.



I made a snowman
on my snow day.



I went sledding
on my snow day.



I shoveled snow
on my snow day.



I had hot chocolate
on my snow day.



The Snow Day



I went out to play
on my snow day.



I made a snowman
on my snow day.



I went sledding
on my snow day.



I shoveled snow
on my snow day.



I had hot chocolate
on my snow day.

Color & Blackline Versions



My Snow Day

Emergent Reader

Name: _____

Write About It!

Which thing from the story would you like to do?

Name: _____

Snow Day Sentence Scramble!

I can cut and glue the words to make a sentence!

--	--	--	--	--

I can write the sentence.

I can draw a picture to match the sentence.

to play go I out

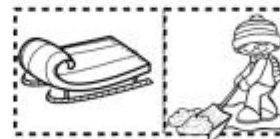
Name: _____

Sequence It!

I can cut and glue to put the parts of the story in order.
I can write to tell about the story.

First _____

Then _____



Next _____

Name: _____

Sequence It!

I can cut and glue to put the parts of the story in order.

--	--	--	--



Name: _____

Sequence It!

I can cut and glue to put the parts of the story in order.

--	--	--	--



Extension Response

The Snow Day

Emergent Reader

	shoveled
	snowman
	sledding
	hot chocolate

Word preview/ Vocab cards: Use these cards to preview words with struggling readers. Here are some ways to use the cards.

1. Show students the words with the picture attached before reading.
2. Play a preview matching game! Cut the pictures apart from the words. Have students match which word they think goes with which picture (use those reading strategies!) Check as you read to see if you matched the words correctly!
3. Display the words on a word wall as a resource for writing activities related to the text!
4. Use these cards to help students retell/sequence the story!

Teaching Notes

1. Choose the reader that works for you. This reader is offered in color or black and white.

2. Preview the words using the word cards. You can also cut the words and pictures apart and have students match them before, during or after reading.

3. Choose response activities that are just right for your readers! Remember the vocabulary cards can help support student writing!

Happy reading!



Vocab & Teaching Notes

