

Moose & Muffins Companion

Response activities to go with If You Give A Moose a Muffin.

Name: _____

If You Give A Moose a Muffin

I read If You Give A Moose a Muffin.
I can write and draw about my favorite part.

Name: _____

Cause & Effect

I read If You Give A Moose A Muffin.
I can match cause and effect.

CAUSE

The moose ate all the muffins

SO

EFFECT

CAUSE

It was cold outside

SO

EFFECT

they have to go to the store.

CAUSE

They made a mess

SO

EFFECT

he wants some jam.

CAUSE

The moose saw the berries

SO

EFFECT

they cleaned it with a sheet.

CAUSE

SO

EFFECT

the moose got a sweater.

Name: _____

I Like My Muffins With...

I read If You Give A Moose A Muffin.
I can make connections.
When I have a muffin, it makes me want...

Printable Prompts



Moose & Muffins Companion

2 Line sizes for response.

Name: _____

I Like My Muffins With...

I read If You Give A Moose A Muffin.
I can make connections.
When I have a muffin, it makes me want...

A simple line drawing of a muffin with a textured top and a fluted paper liner, enclosed in a dashed rectangular border.

Name: _____

If You Give A Moose A Muffin

I read If You Give A Moose A Muffin.


I can retell the story.

First

Name: _____

I Like My Muffins With...

I read If You Give A Moose A Muffin.
I can make connections.
When I have a muffin, it makes me want...



Below the title and illustration, there is a large rectangular box with rounded corners for writing. At the bottom of the page, there are four sets of horizontal lines for writing, each consisting of a solid top line, a dashed middle line, and a solid bottom line.

Printable Prompts

Name: _____

If You Give A Moose A Muffin

I read If You Give A Moose A Muffin.

I can retell the story.

First

Next

Then

After that

Finally

Printable Prompts




Moose & Muffins Companion


Moose Informational Response/ Report
(use with any book or video about moose)

Name: _____


All About Moose


I learned about moose.
I can write facts about moose.






Moose









Printable Prompts

Name: _____

All About Moose

I learned about moose.
I can write about moose.







Name: _____

MY Moose Report

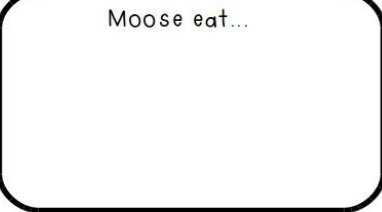
Picture




Moose have...



Moose eat...



Moose are...



Printable Prompts




Moose & Muffins Companion


Informational Research Opinion Response & Extensions


Name: _____

What Do You Think?


Do you think moose are gentle or strong?







I think moose are




gentle **or** strong


Name: _____


Label It


Use the words in the box to label the moose.
Write a sentence using one of the words.

antler
hoof
tail
nose











Printable Prompts

Name: _____

Fiction vs. Informational

We read fiction and informational books.
Compare them using the venn diagram.



Teaching Notes

You can choose whether to read informational or fiction about moose first.

I have found that students seem really into researching after reading about a popular or favorite character.

This is a great beginning of the year activity set for first grade, or end of the year for kindergarten. It is also great for 'guest teachers'.

If You Give A Moose a Muffin:

There are several options for you to choose from for your students.

- *Cause/ effect- You can cut and glue (there are 4 students worth of cut out pieces on the effect sheet) or have students write in the effect.

- *Retell/ Summary- Students will write to tell what happened in order in the story

- *Connect- Opinion and personal response prompts

- *Character web/ writing

Moose Research Companion- Read any book or watch any video you have access to about moose. Then students can collect information on the web and either complete the one page report, or do a more written out response.

- *Informational Opinion- This prompt requires students to form an opinion based on facts.

I have also included a basic labeling activity as well as a venn diagram to use to compare real moose and the moose in the story.