





Count & Clip Numbers to 10!


1/4 page clip cards in 5 fun **Christmas counting** designs.


How many ornaments?		
		
1	0	4

How many ornaments?		
		
4	2	3

How many ornaments?		
		

How many lights?		
		
9	7	8

How many lights?		
		
9	10	8


How many lights?		
		
8	10	9





Count & Clip Numbers to 10!


Great for a **math center** or **morning tub**!


There are **55** cards in all!


How many carolers?		
		
2	5	4


How many carolers?		
		
4	6	7

How many carolers?		
		

How many cookies?		
		
2	1	0

How many cookies?		
		
1	2	3


How many cookies?		
		
3	2	1


How many cookies?		
		
2	3	1





Count & Clip Numbers to 10!


Color & Black and White versions allow for you to choose the set that matches your needs.


How many candies?		
		
4	3	5

How many candies?		
		
8	7	6

How many candies?		
		
4	3	5

How many candies?		
		
4	5	6

How many candies?		
		
8	7	6

How many candies?		
		
8	6	



TEACHING NOTES

Here are some notes to help you prepare and use this resource with your students!

To prep these cards, I recommend printing on cardstock, laminating them and cutting them apart. I have also included a blackline set of the cards so you can print on colored cardstock, rather than with colored ink if you'd prefer.

If you have introduced clip cards to your class, then you can probably add these right to morning bins or a math center! All you need is paperclips or clothespins to complete the center.

If you have not introduced the cards, give students instructions to select the correct response and mark it by attaching a clothespin or paperclip.

