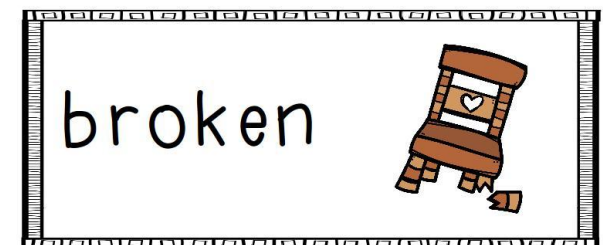
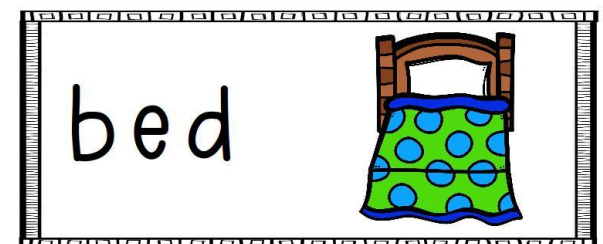



GOLDILOCKS & THE 3 BEARS

Retelling Mat & Vocabulary Cards


Practice orally retelling and discussing the story with a retelling mat and vocabulary cards!




GOLDILOCKS & THE 3 BEARS

Retelling Book & Summary Writing

Use the oral retell to help students write a retell! Includes options for 3 versions of the retell book to choose from! Also includes basic cut and glue words for struggling students!




First _____



First _____


Goldilocks & The 3 Bears

Retold by: _____



Goldilocks & The 3 Bears

Retold by: _____



Cut out the story parts.
Glue them in order in the retelling book.

Once upon a time, Mama Bear, Papa Bear and Baby bear lived in a house in the woods.

First, the bears went for a walk. Goldilocks went to their house.

Then, she found the porridge. Baby Bear's porridge was just right. She ate it up.

Next, she found the chairs. Baby Bear's chair was just right. She broke it!

After that, she found the beds. Baby Bear's bed was just right. She went to sleep.

Finally, the Bear Family came home. They were shocked to see Goldilocks. She got up and ran away.



GOLDILOCKS & THE 3 BEARS

Characters & Written Response


Collect information and write about the characters!

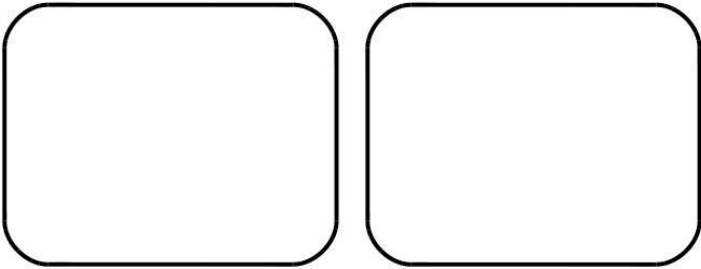
Name: _____ Date: _____

All About Goldilocks

Name: _____

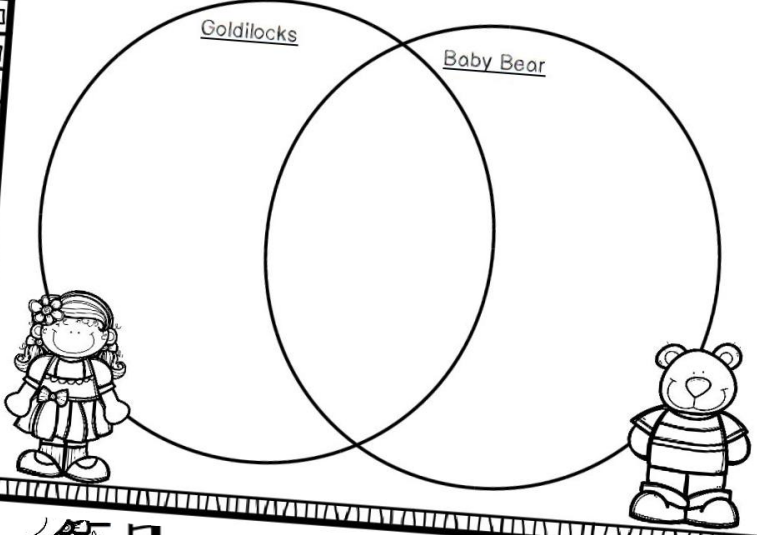
What do you know about the Bear family?






Name: _____

I can compare the characters.





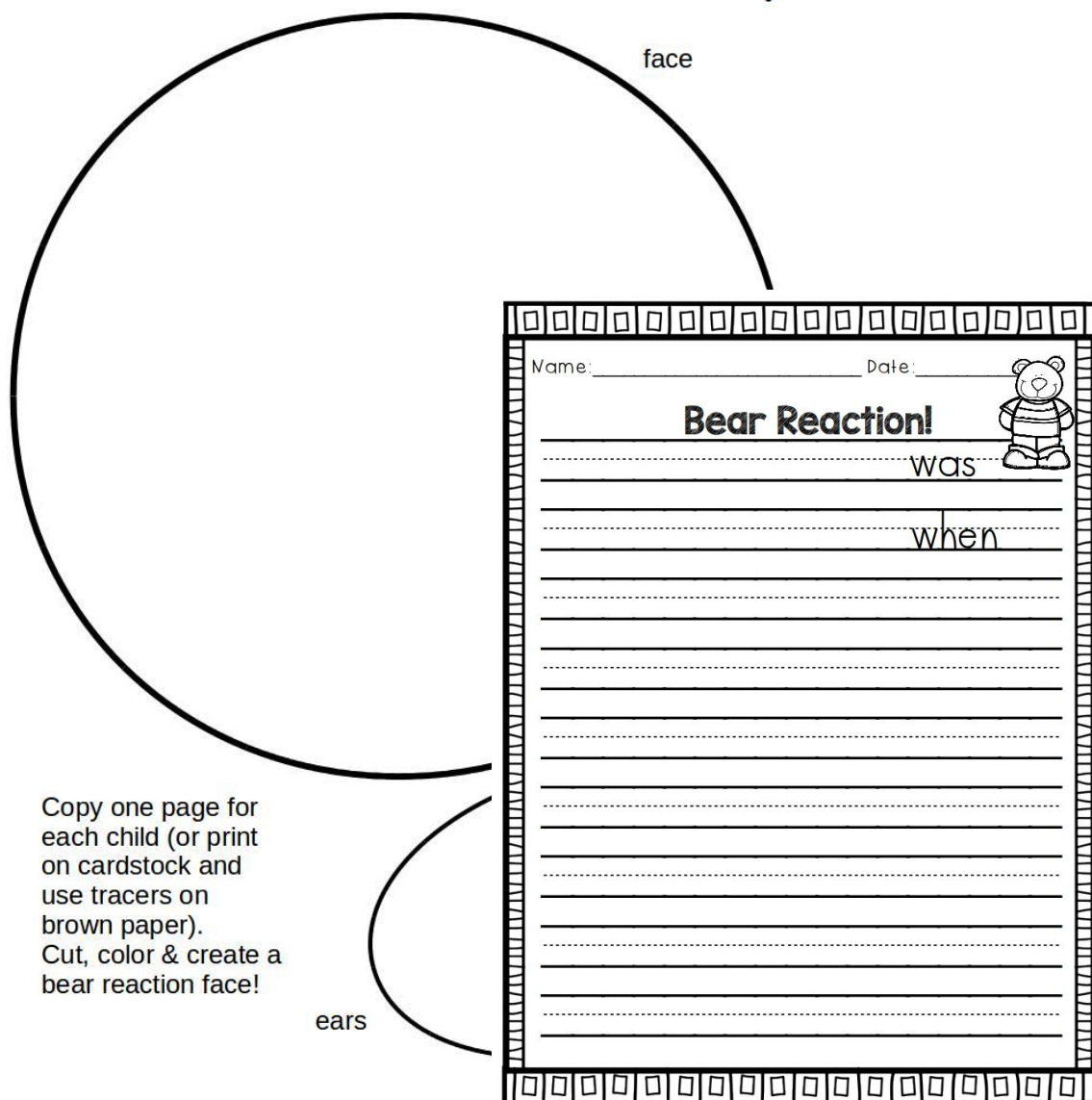


GOLDILOCKS & THE 3 BEARS

Reaction & Opinion Writing

My Favorite Version & Character Reaction Activities

Bear Reaction Craftivity!



Name: _____ Date: _____	
My Favorite Version	
Which version of Goldilocks and the Three Bears do you like best?	
Topic:	I read two stories about Goldilocks and The Three Bears.
Opinion:	I like _____.
Reason:	I like that story because _____
Reason:	I also like it because _____
Conclusion/Topic: After reading the two stories, I like _____ _____ best.	



GOLDILOCKS & THE 3 BEARS

More Literacy Fun Extension Activities

Story Part Sort, ABC order, Color by Sight Word & Word Scramble

Name: _____

Glue the story parts in the right spot.

Characters

Setting

Problem



Name: _____ Date: _____

I can write words from the story

Word Bank

Goldilocks
bear
porridge
chair
house
three

Name: _____ Date: _____

Color by sight word.
Color empty spaces any color.

yellow- want
pink- they
blue- of
brown- three



GOLDILOCKS & THE 3 BEARS

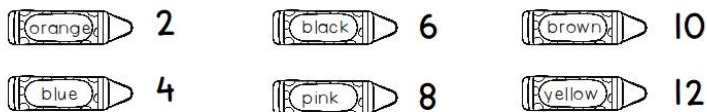

Math Fun Extension Activities

Numbers and adding within 12.

Name: _____ Doubles to 12

Color By Number:

Double the number on the dice. Color by sum using the code.




PrintablePrompts 2017

Name: _____ Date: _____

Help Baby Bear get home!
Add.

If the fact is TRUE, color the box to make a path.













$5+2=9$	$6+1=8$	$2+3=5$	$5+2=7$	$2+2=4$



Name: _____ Date: _____

Roll & Color!

Help Goldilocks find the porridge that is just right!
Roll 2 dice. Add. Color the sum.
To play with a partner, use different colors.

$7+1=6$	$5+0=0$
$6+4=11$	$1+2=6$
$7+3=8$	$5+3=7$
$2+8=9$	$1+6=9$

