












LIFE CYCLE OF A COW

Vocabulary Or Word Wall Cards

	cow				field
	fem		ad		farm
	mal		new co		graze
	bul		you co		
			pregnant		

©PrintablePrompts


©PrintablePrompts



LIFE CYCLE OF A COW

Full Color Life Cycle Cards

Great for whole group or modeled practice!



LIFE CYCLE OF A COW


Life Cycle Activities

Choose the activity just right for your students!

Name: _____



The Life of a Cow

Sequence the life of a cow. Then write to tell about each part.



[Blank box for drawing] _____


[Blank box for drawing] _____



Name: _____


Cow Life Cycle

Glue the life cycle pieces in order. Write to describe.



[Blank box for drawing] _____


[Blank box for drawing] _____



©PrintablePrompts

[Blank box for drawing] _____


The Life of a Cow



By: _____

©PrintablePrompts

The Life of a Cow



By: _____

©PrintablePrompts




LIFE CYCLE OF A COW

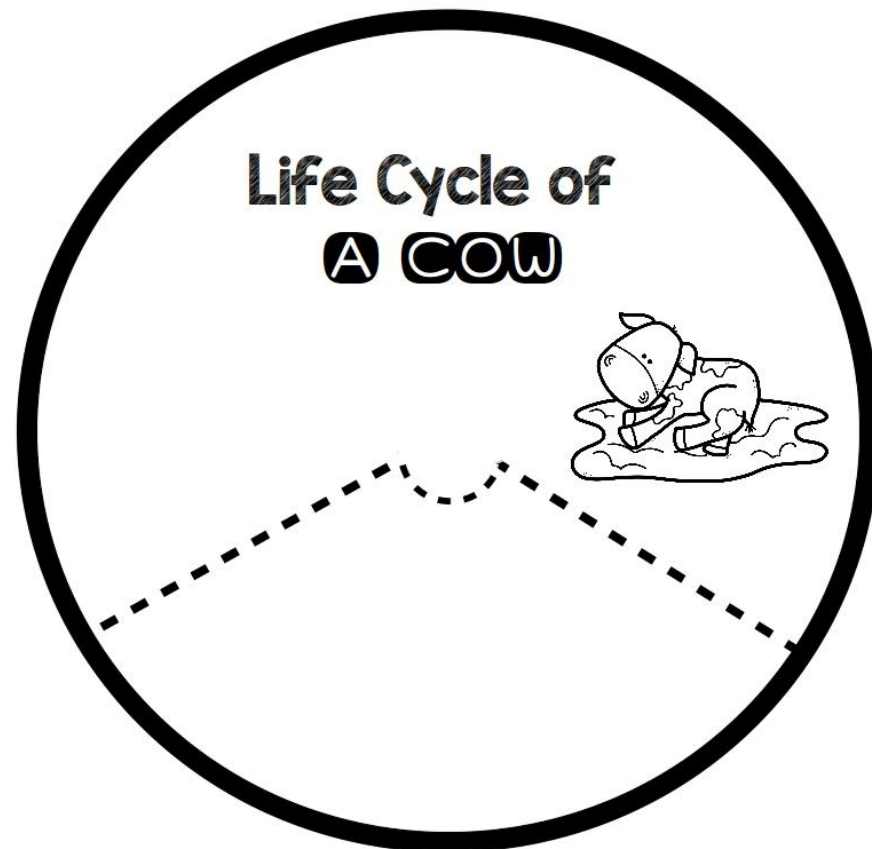
Life Cycle Activities

Choose the activity just right for your students!

Write the word to match the picture.
Then cut out the circle and attach it to the spinner cover with a brass fastener.



Write the word to match the picture.
Then cut out the circle and attach it to the spinner cover with a brass fastener.



LIFE CYCLE OF A COW

Research Companion Activities

Name: _____

All About Cows!

I can write to tell about cows.

I know...

Name: _____


All About Cows!

I can draw and write to tell about cows.

I know...

Name: _____

All About Cows!



©PrintablePrompts

Name: _____

All About Cows!



K

I know...

W

I want to know...

L

I learned...

PrintablePrompts 2017



PrintablePrompts 2017

LIFE CYCLE OF A COW

Supporting Photographs



LIFE CYCLE OF A COW

Research Companion Activities

Name: _____

Label A Cow Scene!
Use the words below to label the cow scene.

cow
bull

calf
tail

hooves

©PrintablePrompts

Name: _____

Label a Cow Scene!
Use the words below to label the cow scene.

cow

bull

hooves

calf

tail

©PrintablePrompts



TEACHING NOTES

This resource is perfect to use with any book or video you have in your classroom about the life cycle of a cow.

It includes basic life cycle vocabulary cards which are great for a word wall or to support with writing tasks. You can even cut the picture apart from the words and have the students match the pictures to the words.

****Please note- please review the cards, there are some that you may or may not want to include in your study****

I have included a basic web and also a KWL chart as options for students to record learning.

There are a variety of choices for showing what students have learned about the life cycle of a cow.

*Use the $\frac{1}{4}$ page pictures and words to create their own group life cycle. It is fun to do this as a precursor to the other life cycle activities, which are more independent.

*Students use the one page life cycle sheet or life cycle booklet to write and draw about the life cycle.

*Students cut and glue the pictures (2 sets per page) onto the one page life cycle sheet where they can write and color or into the booklet template.

*Life Cycle Wheel (write, color, cut, fasten). This is great for oral retell of the cycle of a cow.

****Note this really is a cycle! It's good to keep this in mind when thinking about student work on the one page activity or the booklet! Some students may start with a different step, but as long as it goes in order, it's correct!**

*Label a cow scene- There are two versions for differentiation.

