


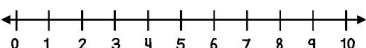

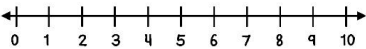


# SOLVE & WRITE THE ROOM

## Addition to 10!


Choose the version that meets the needs of your students! The different colored borders make for easier organization!


ell Addition to 10 &  
Counting on 1, 2 or 3  
With a number line!

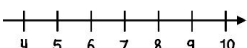

$$2+3$$

$$5+2$$

$$1+8$$

$$3+7$$

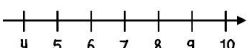
## Addition to 10!


Hang the cards up around the room and have a math scavenger hunt, or use them like task cards!



$$4 + 4$$


$$0 + 1$$












$$3 + 2$$


$$1 + 2$$


Name: \_\_\_\_\_

### Addition Write the Room

Find the card with the matching picture.  
Write the equation and solve.

	_____		_____
	_____		_____
	_____		_____
	_____		_____
	_____		_____

Printable Prompts 2018











# SOLVE & WRITE THE ROOM

## Addition to 10!

Includes recording sheets and answer keys for both versions!








Name: \_\_\_\_\_

**Addition Write the Room**  
Find the card with the matching picture.  
Write the equation and solve.











	_____		_____
	_____		_____
	_____		_____
	_____		_____
	_____		_____

Printable Prompts 2018

**Answer Key-Brown version**  
**Addition Write the Room**  
Find the card with the matching picture.  
Write the equation and solve.

	$0+1=1$		$7+3=10$
	$4+2=6$		$4+4=8$
	$2+2=4$		
	$2+1=3$		
	$5+2=7$		

**Answer Key-Yellow Version**  
**Addition Write the Room**  
Find the card with the matching picture.  
Write the equation and solve.

	$8+2=10$		$3+2=5$
	$7+1=8$		$2+6=8$
	$2+4=6$		$3+7=10$
	$1+2=3$		$1+5=6$
	$6+1=7$		$1+8=9$

Printable Prompts 2018

# SOLVE & WRITE THE ROOM

## TEACHING NOTES

Print the card set that works best for your students! The brown border includes mixed addition facts to 10, and yellow set includes addition to 10, but only adding 1, 2, or 3 with a number line included on each card. This set is great for practicing using a number line, or counting on!

The same recording sheet is used for both sets, so you could even differentiate by having students find different cards.

Using this resource:

There are a couple of ways to use this resource- and probably some I haven't thought of yet!

1. Print the cards and hang them around the room. Students then use clipboards and go on a sort of scavenger hunt to find the cards. Then they write the equation and solution next to the matching picture on their recording sheet. This is my favorite way to use the resource since the kids are up and moving!

2. Place the sets of cards at a center table. Students choose a card, write the equation and solve. Then they choose another card.

Sometimes when students have finished, since they finish at different times, I have them turn their paper over and draw a story problem to match one (or more) of the equations.

