
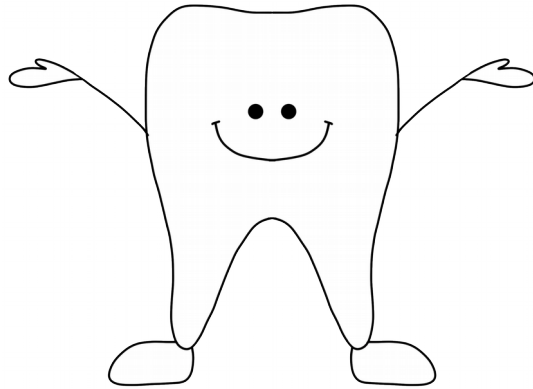


# Taking Care of Teeth

Emergent readers and response.



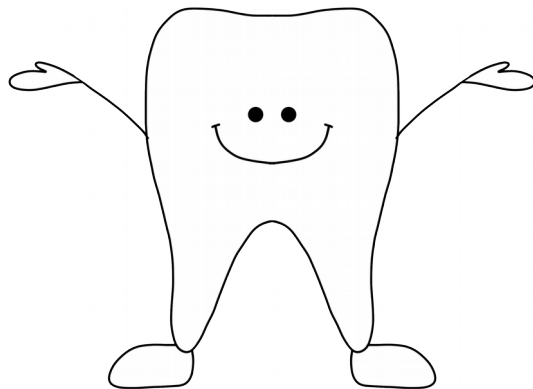
# Taking Care Of Teeth



---


(Name)

# Taking Care Of Teeth




---


(Name)




We take care of our teeth.



We take care of our teeth.




We brush our teeth.




We brush our teeth.







We floss our teeth.




We floss our teeth.




We eat healthy foods.



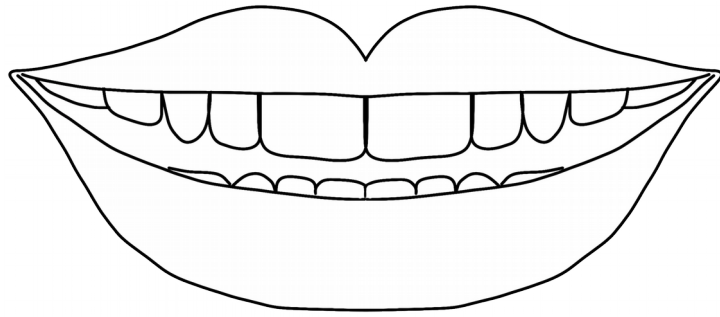
We eat healthy foods.



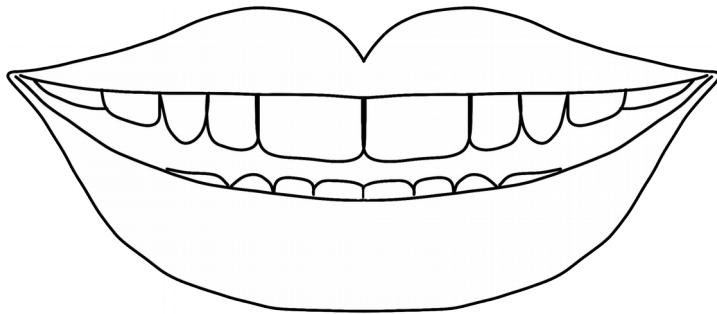
We visit the dentist.



We visit the dentist.



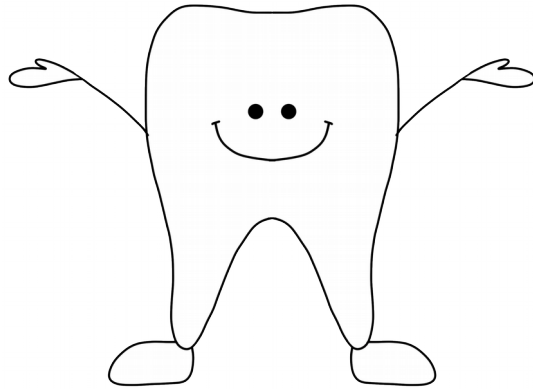
We have healthy teeth!



We have healthy teeth!



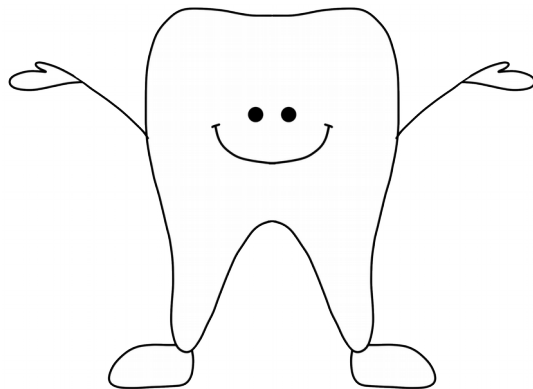
# Taking Care Of Teeth



---


(Name)

# Taking Care Of Teeth




---


(Name)




We take care of our teeth.  
Look at our big smiles!




We take care of our teeth.  
Look at our big smiles!




We brush our teeth.  
We brush 2 or 3 times every  
day.



We brush our teeth.  
We brush 2 or 3 times every  
day.




We floss our teeth.  
We floss every day.




We floss our teeth.  
We floss every day.







We eat healthy foods.  
We eat fruits and vegetables.



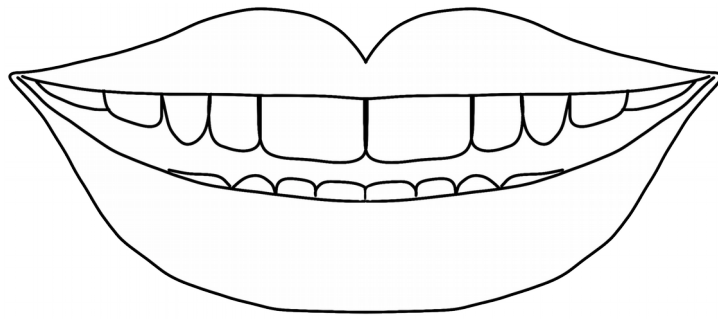
We eat healthy foods.  
We eat fruits and vegetables.



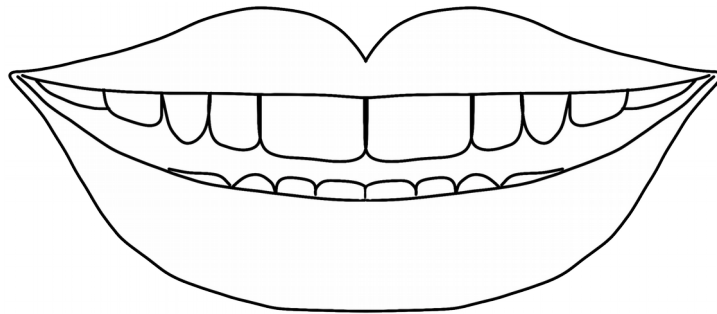
We visit the dentist.  
The dentist cleans and  
checks our teeth.



We visit the dentist.  
The dentist cleans and  
checks our teeth.




We have healthy teeth.  
Look at this big smile!



We have healthy teeth.  
Look at this big smile!

Name: \_\_\_\_\_



## Taking Care of Teeth

Tell about 2 ways you can take care of teeth!

1.

---

---

---

2.

---

---


---

Draw a picture to show how to take care of your teeth.

A large, empty rectangular box with a thick black border, intended for a child to draw a picture illustrating how to take care of their teeth.



Name: \_\_\_\_\_



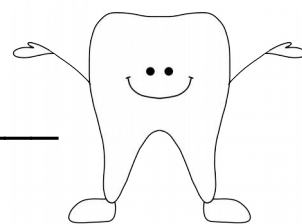
## Taking Care of Teeth

Draw to show 2 ways to take care of teeth.

1

2

Name: \_\_\_\_\_



Cut and glue the words to make a sentence.

--	--	--	--

Write the sentence.

\_\_\_\_\_

-----

\_\_\_\_\_

-----

\_\_\_\_\_

Draw a picture.

\_\_\_\_\_

\_\_\_\_\_

\_\_\_\_\_

\_\_\_\_\_

\_\_\_\_\_

\_\_\_\_\_

\_\_\_\_\_

\_\_\_\_\_

\_\_\_\_\_

\_\_\_\_\_

brush

teeth.

I

my

# About This Teacher Author



Hi there! I'm Jenn and I believe in the big brain power of little learners!


I've been working with Pre-K and Elementary students for the past 16 years. I'm certified as an Elementary Teacher (K-6) as well as in Remedial Reading and Language Arts. I have taught as a third and first grade teacher, and I'll admit... first grade has my heart!

I love designing resources to keep my students engaged! Since I teach using mostly small group instruction throughout the day, I'm always creating center resources, and resources that can help students develop independence in the classroom.

I'd love to hear how you use these resources in your classroom!

*I'd love to share more with you! Check out my [blog](#)!*

**Click here**  
to subscribe to  
my mailing list.



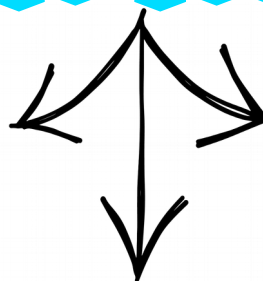
**Get in Touch: [PrintablePrompts@gmail.com](mailto:PrintablePrompts@gmail.com)**

**FIND ME ONLINE!**

**Facebook**

**Pinterest**

**Instagram**



# Explore Resource Categories

Summer Fall Fun



Winter



Spring



Science




Writing



Math



Phonics &  
Word Work




Fairy Tales Animals



Book Study




Emergent  
Readers



Click to Explore More Resources!





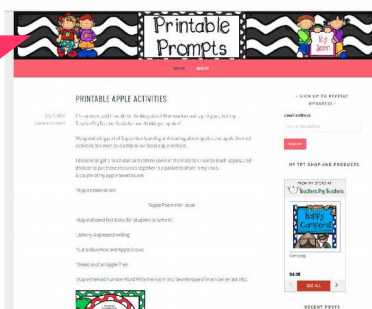
# Thank You!

Thank you for downloading this product! Please remember that this product is intended for individual classroom use. If you'd like to share, additional licenses can be purchased at a discount in my shop!

If you have any questions or comments, contact me at

[jennballestrini@yahoo.com](mailto:jennballestrini@yahoo.com)

Check out my **blog**



Have you **LIKED** my **FACEBOOK** page yet?

Visit my **STORE** for **MORE!**





An Extra Special  
Thank You!

Sending an extra special THANK YOU to the clip  
art and graphics artists who help bring my  
products to LIFE!

