

Design a "Greenprint"


A decorative horizontal border featuring a repeating pattern of stylized flowers and leaves.

Making a list can help you generate ideas!

A series of horizontal lines for handwriting practice. Each set consists of a solid top line, a dashed midline, and a solid bottom line. Arrows indicate the direction of the strokes: a downward arrow for the first stroke and an upward arrow for the second stroke.



Designed By: _____



Designed By: _____

[illegible]

A decorative horizontal border featuring a repeating pattern of stylized flowers and leaves. The flowers are five-petaled and have a central dot, while the leaves are simple, pointed shapes. The entire border is rendered in a light gray or blue tone.

Designed By: _____

[illegible]

Printable Prompts 2018



DESIGN A LEPRECHAUN HOUSE K-I

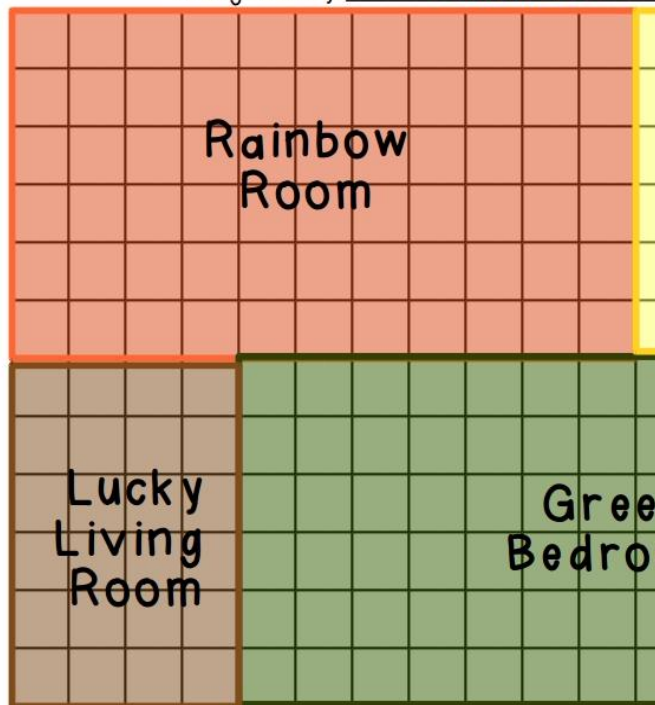
Design a "Greenprint"

Includes sample grids for each grid size & checklist.



My "Greenprint" for Leprechaun Home

Designed By: **SAMPLE**



Name: _____

Greenprint Design Rubric

You will be earn one point for each requirement:

☐ I made at least 4 rooms

☐ I labeled my rooms.

☐ I counted the number of boxes in each room.

☐ I completed my recording sheet.

Use the rubric to score your project.

Student Score: _____

Teacher Score: _____



PrintablePrompts 2018



Name: _____

Greenprint Design Rubric

You will be earn one point for each requirement:

☐ I made at least 4 rooms

☐ I labeled my rooms.

☐ I counted the number of boxes in each room.

☐ I completed my recording sheet.

Use the rubric to score your project.

Student Score: _____

Teacher Score: _____



PrintablePrompts 2018



DESIGN A LEPRECHAUN HOUSE K-1

Design a "Greenprint"

Count the boxes and record the number!

Leprechaun "Greenprint" Design

Welcome Designer!

You have been tasked with designing a leprechaun home.

Your jobs are:

- *Divide the "house" space into at least 4 different rooms.
- *Label the rooms
- *Count the number of boxes in each room.
- *Write how many boxes on your recording sheet.



"Greenprint" Recording Sheet

the name of the room. Write how many boxes are in each room.

Room

Number of Boxes



Printable Prompts 2018

DESIGN A LEPRECHAUN HOUSE K-I

Design a "Greenprint"

Literacy Extension Options!

Extension Activities

*Trade "greenprint" plans with a partner. Have the partner count the number of boxes in each of your rooms (use another copy of the recording sheet.)

*Choose one of the rooms in your design. Draw (A Look Inside.. drawing page included) and write what the inside of the room would look like (writing page included).

*Write a letter to a leprechaun trying to convince him to buy or come to your house. Tell the leprechaun about different parts of your house he might like.



Name: _____

A Look Inside Leprechaun Living



Name: _____

A Look Inside Leprechaun Living



Printable
Prompts



Design a "Greenprint"

Letter to a Leprechaun

Leprechaun Home For Sale!

Listing Agent: _____

Location: _____ Size: _____ sq. units

Property Photos:

Property Details:


[illegible]

Design a "Greenprint"

SAMPLE

My "Greenprint" for Leprechaun Home

Designed By: Mrs.B



Shamrock Shake Kitchen	
Leprechaun Living Room	

Green
Bedroom

Name: _____

Greenprint Design Rubric


You will earn one point for each requirement:

☐ I made at least 4 rooms

☐ I calculated the area of each room correctly.

☐ I calculated the perimeter of each room correctly.





Name: _____

Greenprint Design Rubric

You will be earn one point for each requirement:

☐ I made at least 4 rooms

☐ I calculated the area of each room correctly.


☐ I calculated the perimeter of each room correctly.

☐ I showed my work.

Use the rubric to score your project.

Student Score: _____

Teacher Score: _____



Design a "Greenprint"



*Printable
Prompts*

DESIGN A LEPRECHAUN HOUSE 2-3

Design a "Greenprint"

Count the boxes and record the number!



"Greenprint" Recording Sheet

Write the name of the room. Write the area and perimeter. Write the equation to show your work.

Room	Area	Perimeter



Leprechaun "Greenprint" Design

an find the area and perimeter of closed shapes.


Welcome Designer!

ave been tasked with designing a leprechaun home.

Your jobs are:

the "house" space into at least 4 different rooms.

- Label the rooms
- *Determine the area and perimeter of each room.
- *Write the area and perimeter on your recording sheet.



DESIGN A LEPRECHAUN HOUSE 2-3

Design a "Greenprint"

Literacy Extension Options!

Extension Activities

*Trade "greenprint" plans with a partner. Have the partner find the area and perimeter of each of your rooms(use another copy of the recording sheet.)

*Choose one of the rooms in your design. Draw (A Look Inside.. drawing page included) and write what the inside of the room would look like (writing page included).

*Write a letter to a leprechaun trying to convince him to buy or come to your house. Tell the leprechaun about different parts of your house he might like.(letter writing template included.



Name: _____

A Look Inside Leprechaun Living



Name: _____

A Look Inside Leprechaun Living

[illegible]

Printable Prompts 2018



Design a "Greenprint"

Location: _____ Size: _____ sq units

--

