

FEBRUARY SIGHT WORD PRACTICE

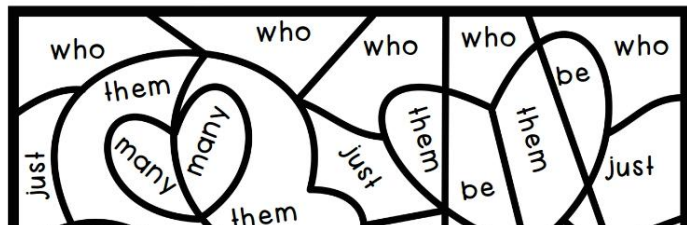
Color By Code

4 Color by code pages to practice the sight words.
4 focus words and 2 review words each.


Name: _____ Sight Words

Color By Sight Word:


Read the words. Color using the code.




Name: _____
Color By Sight Word:
Read the words. Color using the code.



blue who yellow
green just pink



blue some yellow be purple over
pink our green many red then




FEBRUARY SIGHT WORD PRACTICE

Sight Word Picture Puzzles

Print, Laminate, and cut apart. Students can build the words again and again! If you'd like, they can even record the words they build on a white board.


Sight Word Puzzles!

Put the letters in order to build the sight word. Use the picture to help you!



Printable Prompts 2017

A variety of February topics!



Valentine Sight Word Bump!

VALENTINE'S BUMPS!

know then soon play

then

play

then

play

soon

know

Roll & Mark

some	be
Roll again	many
our	Skip a turn

VALENTINE'S BUMPS!

some our many be

our be many some

our be

many be

some

Roll & Mark

some	be
Roll again	many
our	Skip a turn

VALENTINE'S BUMPS!

then soon

then

play

then

play

soon

Roll & Mark

soon	Roll
------	------


FEBRUARY SIGHT WORD PRACTICE

Sweet Sight Words! Word building activity

Build words and record on a differentiated recording sheet!

SWEET SIGHT WORDS

1. Pick a sight word card.
2. Find the cookie letters that make the word.
3. Build the word in the cookie jar.
4. Record the word on your sheet!



Printable Prompts 2017

Name: _____

Sweet Sight Word Sentences!

Choose a word card. Put the cookie letters to build the word into the cookie jar! Write a sentence using the word. Underline the sight word.

1 _____

2 _____

3 _____

4 _____

Printable Prompts 2017

Name: _____

Sweet Sight Words!

Choose a sight word card. Build the word in the cookie jar. Write the word 3 times.

1 _____

2 _____

3 _____

4 _____

SWEET SIGHT WORDS

1. Pick a sight word card.
2. Find the cookie letters that make the word.
3. Build the word in the cookie jar.
4. Record the word on your sheet!

Name: _____

Sweet Sight Word Sentences!

Choose a word card. Put the cookie letters to build the word into the cookie jar! Write a sentence using the word. Underline the sight word.

1 We will go to lunch soon.

2 _____

3 _____

Name: _____


Sweet Sight Words!

Choose a sight word card. Build the word in the cookie jar. Write the word 3 times.

1 soon

2 soon

3 soon



Focus Sight Words

Soon

Then

Play

Know

Put

Over

Under

Any

Some

Our

Be

Many

Who

Just

So

Them