

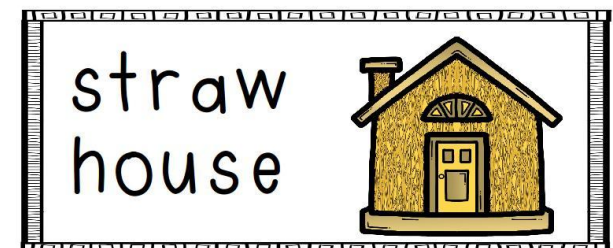
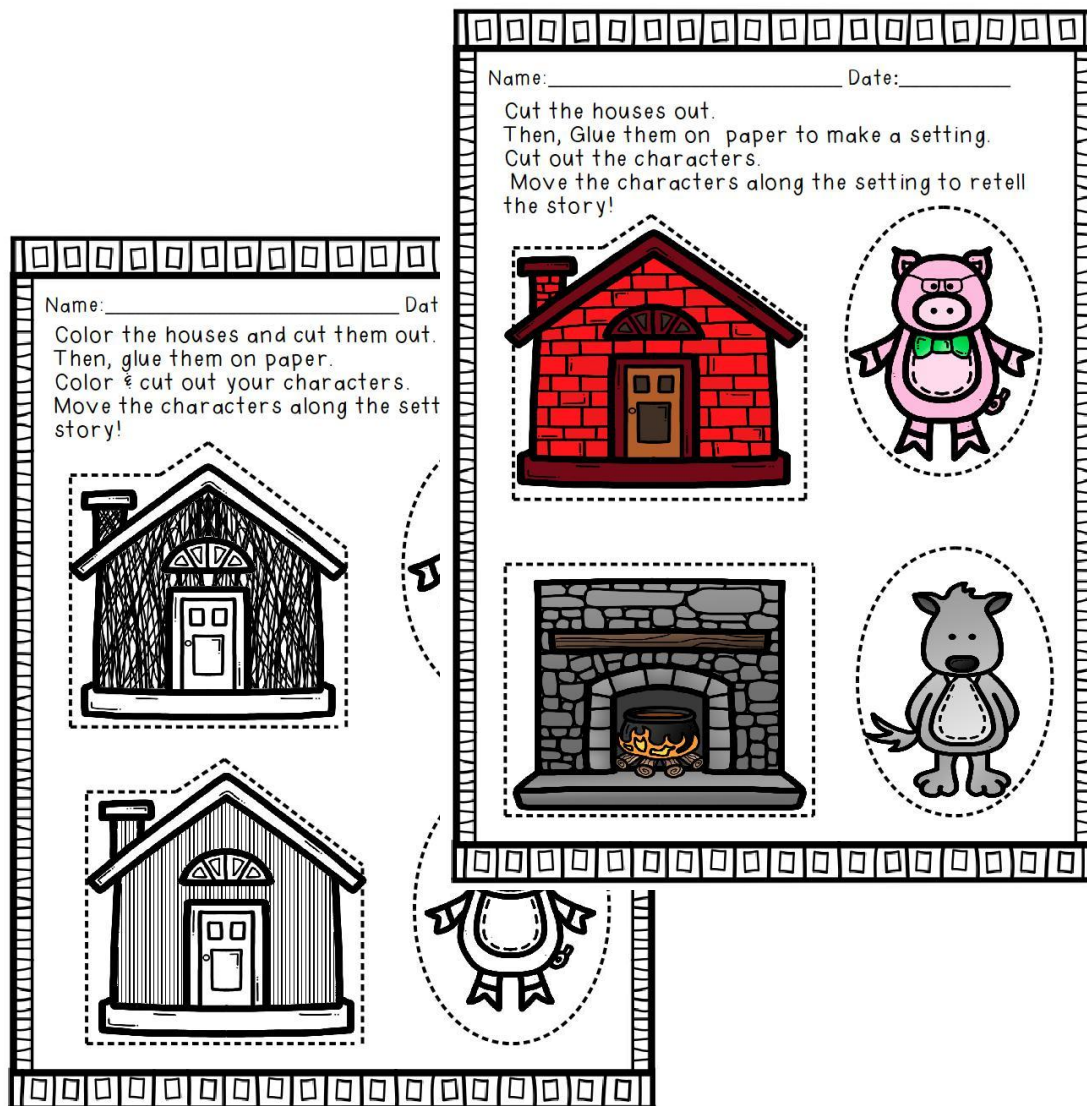
THREE LITTLE PIGS

Retelling Mat & Vocabulary Cards

Practice orally retelling and discussing the story with a retelling mat and vocabulary cards!

Name: _____ Date: _____


Cut the houses out.
Then, Glue them on paper to make a setting.
Cut out the characters.
Move the characters along the setting to retell the story!




THREE LITTLE PIGS

Retelling Book & Summary Writing

Use the oral retell to help students write a retell! Includes options for 3 versions of the retell book to choose from! Also includes basic cut and glue words for struggling students!




First _____



Finally _____


The 3 Little Pigs

Retold by: _____



The 3 Little Pigs

Retold by: _____



Cut out the pieces. Read the parts of the story. Glue them onto the correct page to tell the story.

Once upon a time there were 3 little pigs. They built houses.

First, one pig built a house with straw. The wolf blew it down.

Next, the second pig made a house of sticks. The wolf blew it down.

Then, the third pig made a house of bricks. The wolf could not get it!

Finally, the pigs were safe from the wolf.

©PrintablePrompts 2017



THREE LITTLE PIGS

Characters & Written Response


Collect information and write about the characters!

Name: _____ Date: _____

All About The Wolf

Name: _____

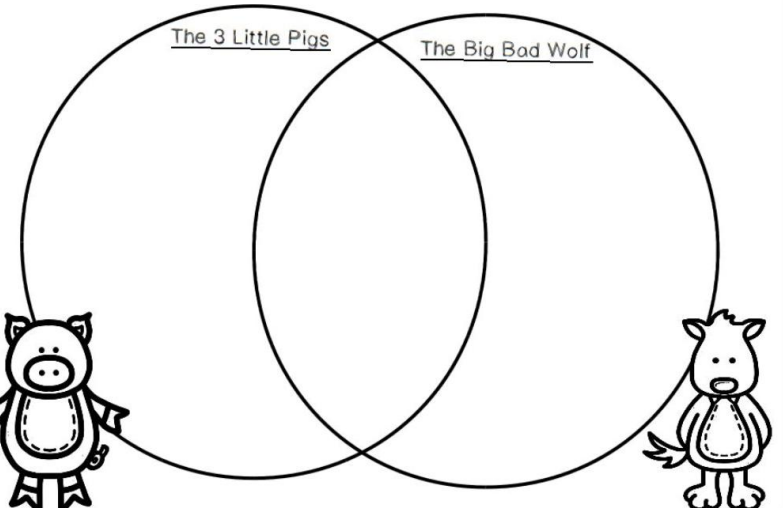
What do you know about the pigs?



Name: _____


I can compare the characters.

The 3 Little Pigs The Big Bad Wolf





Opinion & Narrative Writing

[illegible]

Name: _____ Date: _____

We read *The Three Little Pigs*. Which character do you think was the wisest?

Name: _____ Date: _____	
We read 2 versions of The Three Little Pigs. Which version did you like best?	
Topic:	I read two stories about The Three Little Pigs.
Opinion:	I like _____.
Reason:	I like that story because _____
Reason:	I also like it because _____
Conclusion/Topic:	After reading the two stories, I like _____ _____ best.

©PrintablePrompts 2017



More Literacy Fun Extension Activities

Name: _____ Date: _____

How many words can you make using the letters in

Little Pigs

Name: _____ Date: _____

I can write words from the story in ABC order!

Bank

N

<


e

Date: _____

ight word.
your pig a setting.

blue- with
pink- they
red- can
black- all





PrintablePrompts 2017

PrintablePrompts 2017






THREE LITTLE PIGS

Math Fun Extension Activities

Numbers and adding within 12.

Name: _____ Date: _____













Add.
Color the sums of 10 to help the pig find the brick home!



$5+5=$	$8+1=$
$8+2=$	$4+6=$
$5+1=$	$7+1=$
$4+2=$	$2+1=$
$2+7=$	$3+4=$

Name: _____ Date: _____













There were 3 little pigs.
Count the number in each group.
Write the number.
Circle the group with 3.

Name: _____ Date: _____

Sneezy Wolf! Roll & Color!

Oh No! The wolf sneezed!
Roll 2 dice. Add the numbers together.
Color a house with that number.



TEACHING NOTES

There are many types of activities in this resource, which are offered in different versions to meet the needs of your students!

Vocabulary Cards- These character and word cards are great to use while reading the story and to support writing about the story. You could even add them to a word wall!

Retelling Pieces- These retelling mat pieces help guide students to identify the characters, setting, and events of the story. Completing an oral retell scaffolds the written retelling book which comes next! These retelling pieces are offered in color (great for model or adding to retelling center) or black and white for students to color, cut and create their retelling mat.

Retelling Book- This booklet is offered in three different versions. There is a 'with picture' version which includes transition words. There is also a blank booklet with transition words. Additionally there is a full page writing and then full page illustration page version, so students could write and then illustrate (print this two sided). I have also included very basic retell cut and glue pieces that tell the story. You could have struggling students cut and glue the words onto the correct pages of either version of the retelling book. NOTE: I have included a blank 'finally' page and one with the fireplace and pot. This is to meet the needs of different versions of the story since many of them end differently. Also, in the blank page version of the retelling book, I have included an 'After that' page which you can include if you'd like a more detailed response from students.

Summary- For older students, I have included 2 line sizes of a summary page for them to complete. For this story, since there are so many different versions, I have included a summary page for different versions. You could also use the retelling book for this purpose.

Character Web & Writing Pages- Students will focus on revisiting the text to collect information about characters and then write about them!

Compare/ Contrast- Included Venn Diagrams will help students to compare/contrast characters and versions of the story.

Opinion Writing- Students can write about which version of the story they like the best. I have also included an additional opinion prompt with scaffolded and blank graphic organizers.

Narrative Writing- Write your own story! (2 line sizes)

Supplemental Literacy activities- ABC Order, Word Scramble, and the color by sight word activity are all great ways to engage students with the story in a fun way during word work.

Math Resources- This resource includes a roll and color the picture game. Students can use this on their own or play with a partner and take turns. There is a color by number and color by sum to 12 page. There are also two other follow up math pages where students must add and color sums of 10 and count and number writing activity.