


PREK

BUS

7 THEMED ACTIVITIES





PREK

BUS

7 THEMED ACTIVITIES

Differentiated Tracing Mats




PREK

BUS

7 THEMED ACTIVITIES

**Make & Count Dough
Tires on the Bus Mat!**



PREK

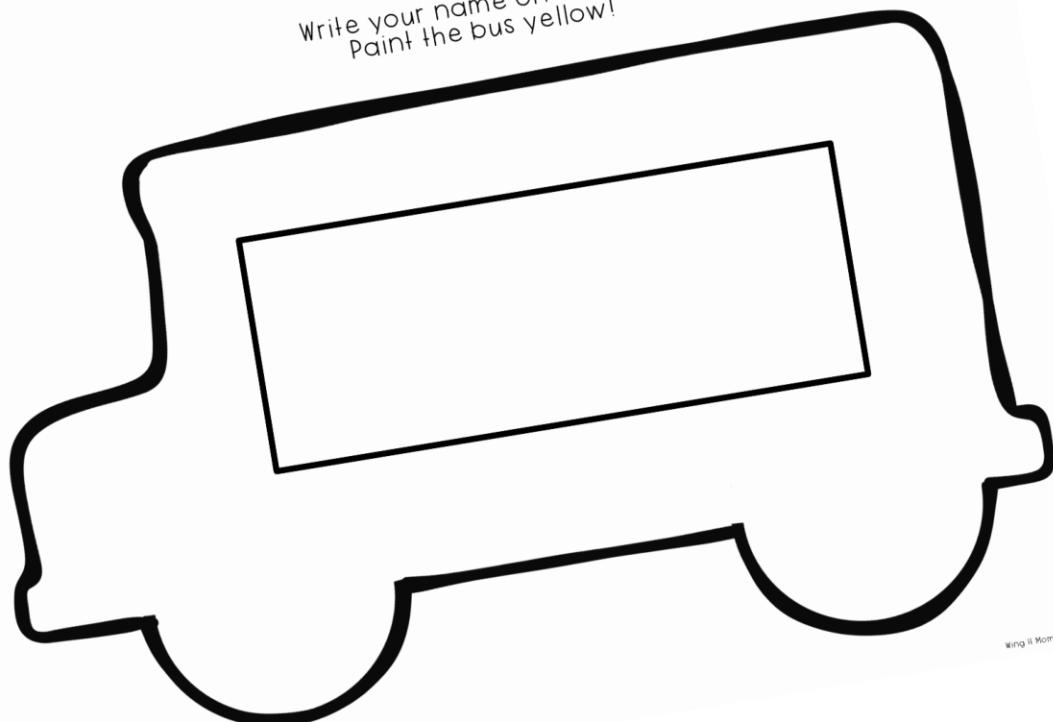
BUS

7 THEMED ACTIVITIES

Name Writing & Color Yellow Practice

My Yellow Bus

Write your name on the bus.
Paint the bus yellow!



My Yellow Bus

Help your students to write their name on their bus.

For young children, you may write with a highlighter and have them trace, or even write the letters of their name on small cut up pieces of paper so they can glue the letters in order.
If the children you're working with can't write at all, write their names in the box and talk about the letters as you write.

Then they can use the color yellow to paint the bus.

Focus on: color recognition, name recognition, spelling/ writing name, fine motor development, hand eye coordination.



Wing & Mom 2018




PREK

BUS

7 THEMED ACTIVITIES

Cut, Count, Sort!

Cut out the pieces. Sort them putting buses in one pile and kids in another pile. You can also paste them onto 2 different sheets if you'd like.



Buses

Kids



Kids & Bus Sort

*Kids And Buses:

Cut out the small bus and kid pieces. Sort them into a pile/page with buses and one with kids. Introduce as many as you see appropriate for the children you're working with! For example, you may start with only 2 of each, or you may give each child a whole stack!

If you'd like, you can have the children sort in a line and count how many of each they have.

This activity helps with sorting, observation skills, categorizing

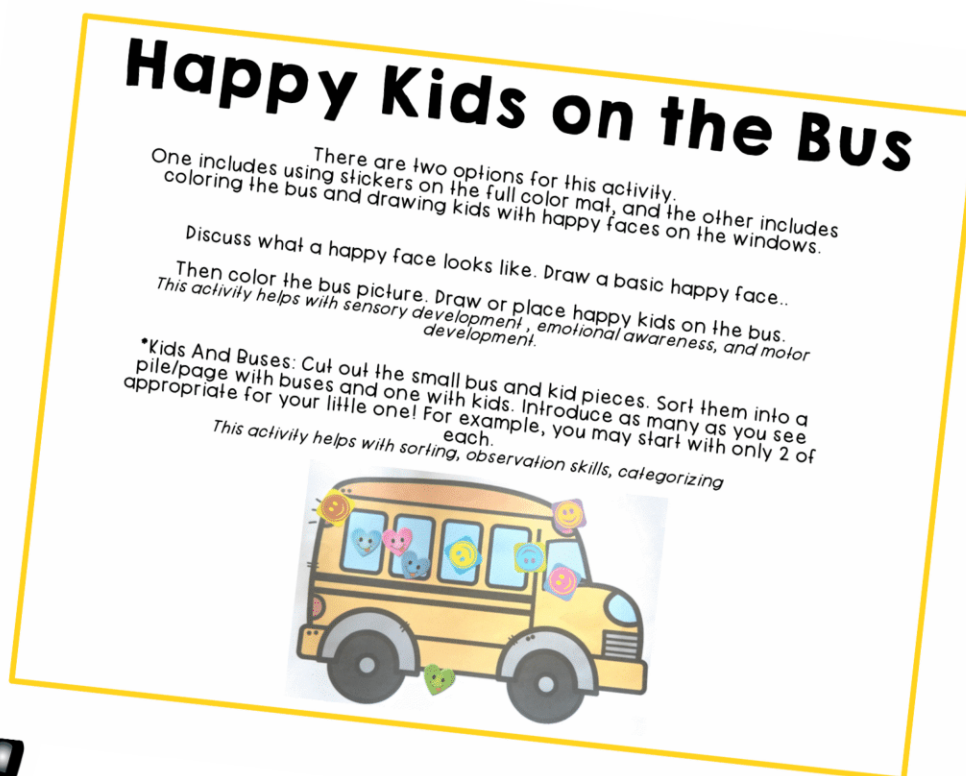


PRE

BUS

7 THEMED ACTIVITIES

Feelings, Count, Create




PRE

BUS

7 THEMED ACTIVITIES

Shapes, Explore, Create



Shape Bus!


Print the shapes on cardstock (I like to print on yellow).
If the children you're working with can cut them out, you can have them cut.
Otherwise, you can cut out the shapes.

Discuss which shapes the children see, and what they notice.
Then challenge them to put the shapes together to create something.

After they have had time to explore, ask them to create a bus using the shapes. Display a picture of a bus if needed.

Glue the shapes together.

Invite children to draw rectangular windows on the bus.



This activity helps with spatial awareness, shape recognition, problem solving.



PREK

BUS

7 THEMED ACTIVITIES

Imagine & Color

