



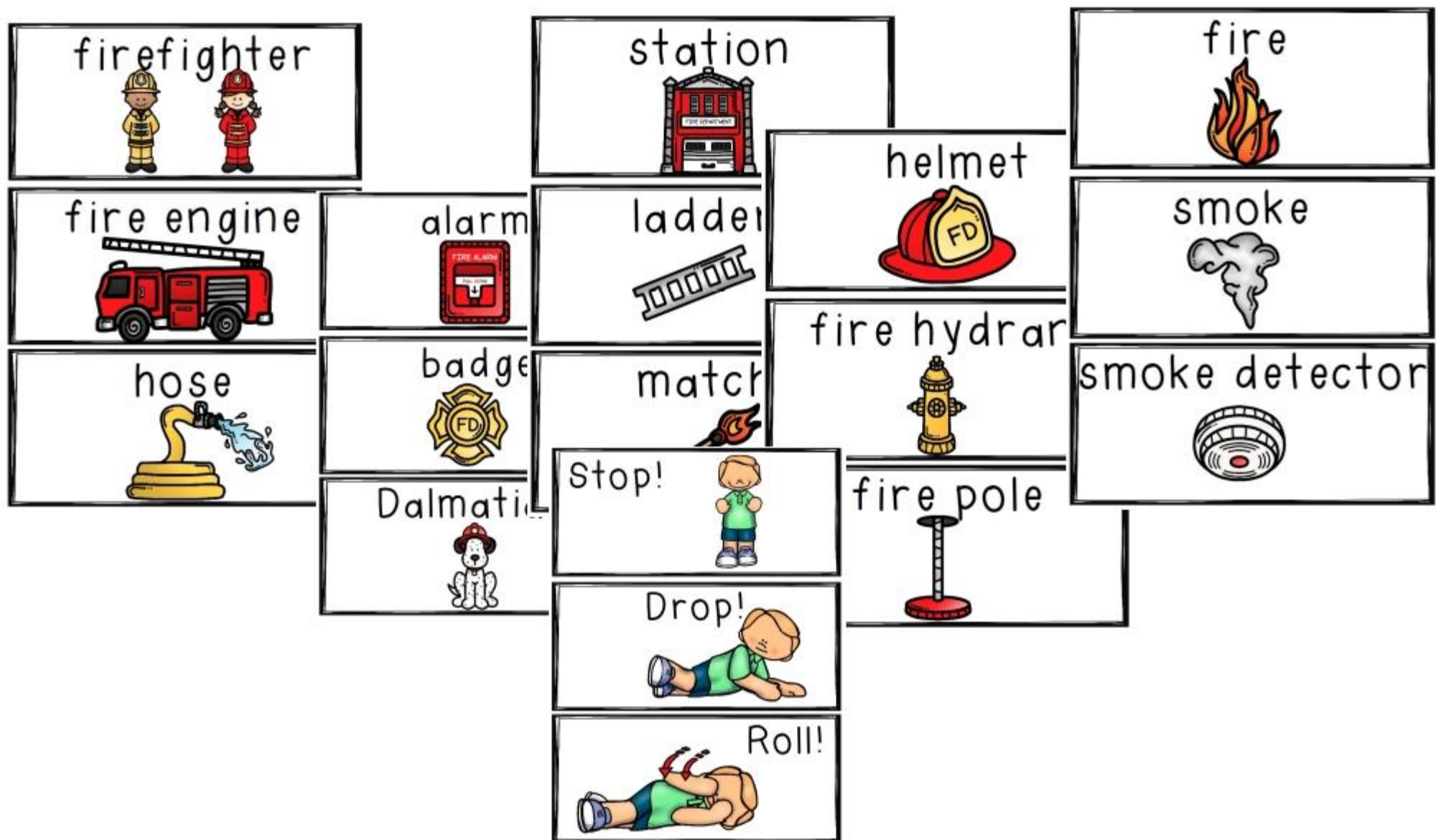
Firefighter & Fire Safety Activities



Posters, Mini Book, Vocab
& Research Companion



Firefighter & Fire Safety Activities



Vocabulary Word Wall Cards




Firefighter & Fire Safety Activities

Name: _____


All About Firefighters

I learned about firefighters.

Firefighters



Na



Name: _____

All About Firefighters

I learned about firefighters.

Firefighters


can

have

are

Name: _____

All About Firefighters


A black and white line drawing of two young firefighters standing side-by-side. The child on the left is a girl with pigtails, and the child on the right is a boy. Both are wearing firefighter helmets with a shield emblem on the front and full firefighting uniforms with multiple straps and buckles. They are both smiling at the viewer. The background consists of horizontal lines for writing.

Firefighter & Fire Safety Activities

Name: _____

Make A List


I can make a list of tools a firefighter needs.



Name: _____

Make A List

I can make a list of ways to stay safe.



Name: _____

Fire Safety!

List some fire safety tips!

Never

Always

Make a List Templates



Firefighter & Fire Safety Activities



Students can draw their faces,
OR take a photo and cut it out to
place on the template of their
choosing!

Then share a fire safety tip.



Class Book Page
Each student makes a page!



Firefighter & Fire Safety Activities

My Fire Safety Book!

By: _____

You choose the pages and tasks that work best for your students!

Students can illustrate pre written text, write and draw on their own, or use sentence stems!

I will not play with matches or fire.

I know how to stay safe!

I will call 911 if there is an emergency.

I have a fire safety plan at home.

I will never _____

I will _____

I will never _____

Mini Book for students to
Color, Write, Or Both!



Firefighter & Fire Safety Activities

Name: _____

Fire Safety!


Talk to your family about fire safety.
Complete this checklist together.
I can do these things to stay safe!

My address is: _____

If there is an emergency, I will call _____

- ☐ We have a smoke detector in each room.
- ☐ We checked our smoke detector batteries.
- ☐ I know two ways out of my house.
- ☐ I know a meeting place for my family.
- ☐ I know which things are safe to play with.
- ☐ I know which things are not safe to play with.
- ☐ If there is a fire, I will GET OUT AND STAY OUT.
- ☐ I know what to do if my clothes are on fire.

On the back of the page, draw a picture of you and your family.



Fire Drill

When I hear the fire drill
I know just what to do.
I stop, look, and listen.
Do what the grown up tells me


I will make a line
Long and straight
Go out to a safe place
For us to wait.





Name: _____

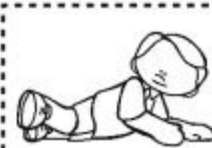

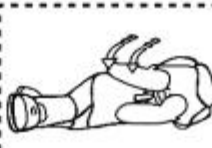
Stop, Drop & Roll

Cut and glue to show what to do if your clothes catch fire.
Then, write the word to match.









Fire Safety Homework,
Cut and Paste & Poem



Firefighter & Fire Safety Activities



Fire Safety Posters

