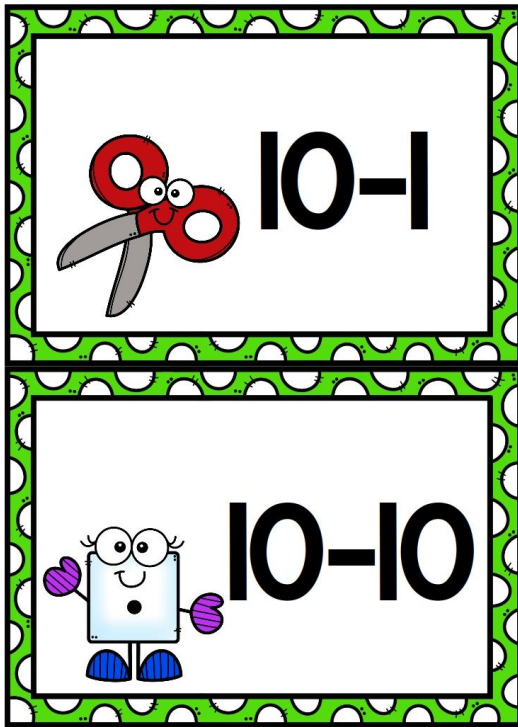
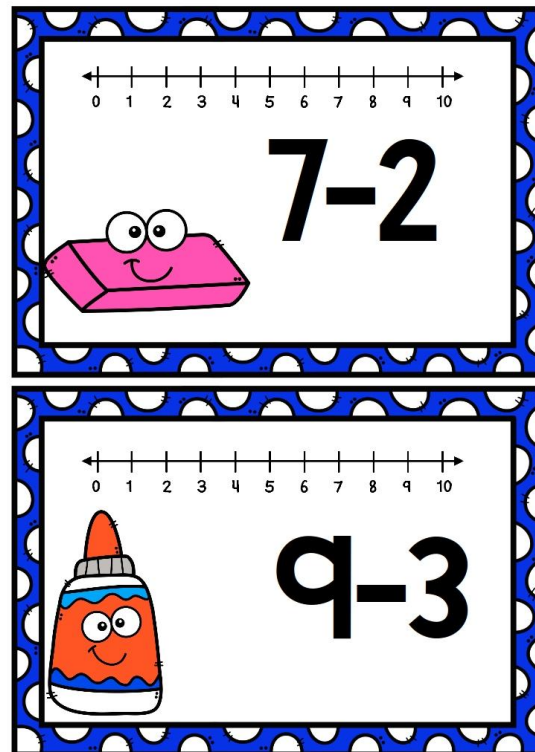


Subtract Within 10




Choose the version that meets the needs of your students!
The different colored borders make for easier organization!




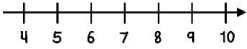
SOLVE & WRITE THE ROOM

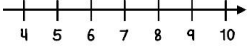
Subtract Within 10

Hang the cards up around the room and have a math scavenger hunt, or use them like task cards!

 $8-1$

 $10-2$











 $5-2$

 $7-3$

Name: _____

Subtraction Write the Room

Find the card with the matching picture.
Write the equation and solve.

	_____		_____
	_____		_____
	_____		_____
	_____		_____
	_____		_____

Printable Prompts 2018

SOLVE & WRITE THE ROOM











Subtract Within 10

Includes recording sheets and answer keys for both versions!

Name: _____

Subtraction Write the Room

Find the card with the matching picture.
Write the equation and solve.








	_____		_____
	_____		_____
	_____		_____
	_____		_____
	_____		_____

Printable Prompts 2018

Answer Key-Green Version

Subtraction Write the Room











Find the card with the matching picture.
Write the equation and solve.

	$6-2=4$		$8-1=7$
	$10-1=9$		$7-4=3$
	$10-10=0$		
	$10-2=8$		
	$5-3=2$		

Answer Key-Blue Version

Subtraction Write the Room

Find the card with the matching picture.
Write the equation and solve.

	$7-3=4$		$9-2=7$
	$10-0=10$		$5-2=3$
	$10-1=9$		$9-3=6$
	$9-1=8$		$2-1=1$
	$4-2=2$		$7-2=5$

Printable Prompts 2018



SOLVE & WRITE THE ROOM

TEACHING NOTES

Print the card set that works best for your students! The green border helps student to practice basic subtraction facts within 10. The royal blue set includes subtracting 1, 2, or 3 (great for counting back practice) and also includes a number line.

The same recording sheet is used for both sets, so you could even differentiate by having students find different cards.

Using this resource:

There are a couple of ways to use this resource- and probably some I haven't thought of yet!

1. Print the cards and hang them around the room. Students then use clipboards and go on a sort of scavenger hunt to find the cards. Then they write the equation and solution next to the matching picture on their recording sheet. This is my favorite way to use the resource since the kids are up and moving!

2. Place the sets of cards at a center table. Students choose a card, write the equation and solve. Then they choose another card.

Sometimes when students have finished, since they finish at different times, I have them turn their paper over and draw a story problem to match one (or more) of the equations.

