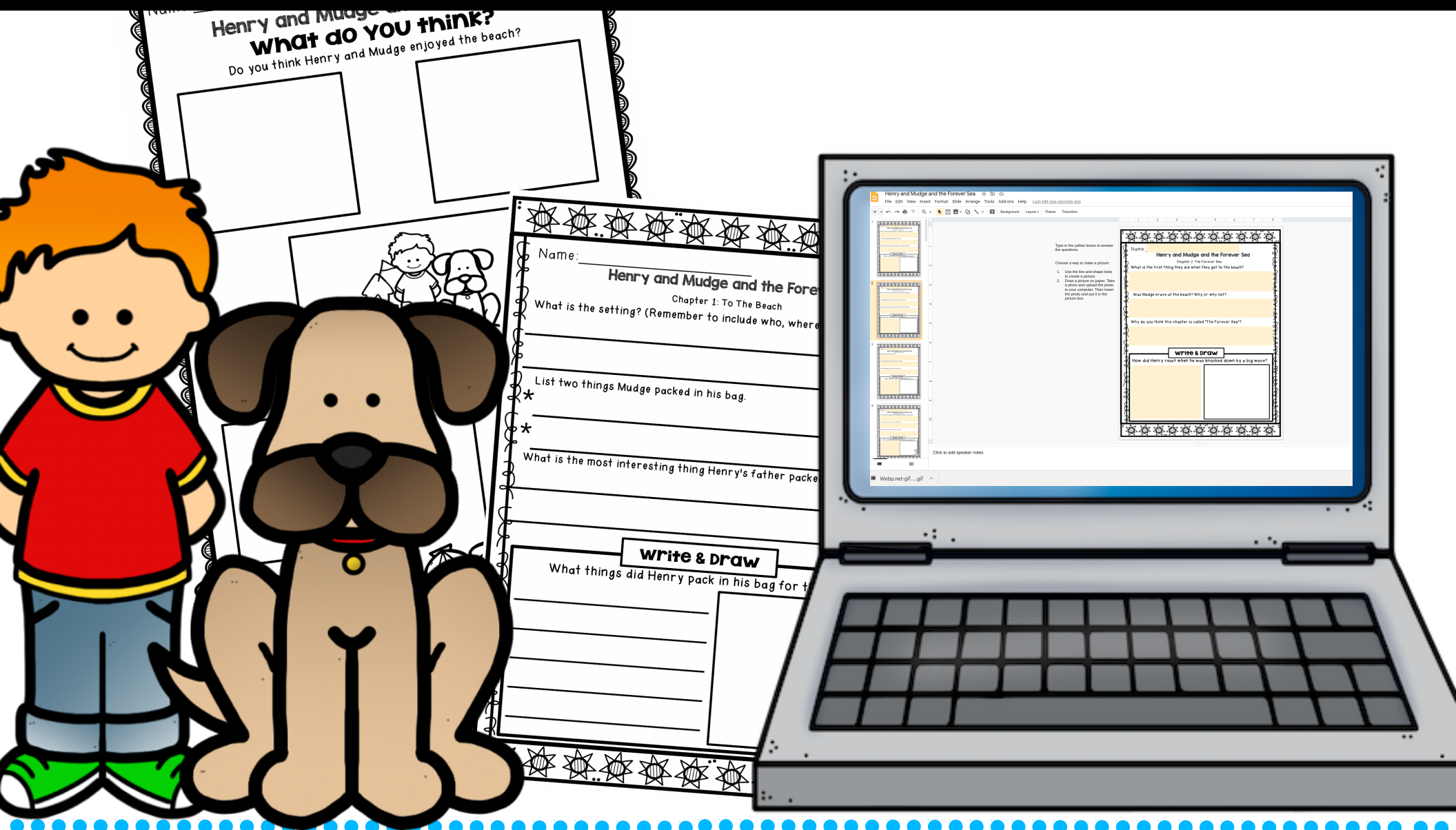


Henry and Mudge and the FOREVER SEA



Print & Digital Book Companion

Henry and Mudge

and the

FOREVER SEA

Name: _____

Henry and Mudge and the Forever Sea
Chapter 1: To The Beach

What is the setting? (Remember to include who, where and when)

List two things Mudge packed in his bag.

What is the most interesting thing Henry's father packed?

Write & Draw
What things did Henry pack in his bag for the beach?

Name: _____

Henry and Mudge and the Forever Sea
Chapter 2: The Forever Sea

What is the first thing they did when they got to the beach?

Was Mudge brave at the beach? Why or why not?

Why do you think this chapter is called "The Forever Sea"?

Write & Draw
How did Henry react when he was knocked down by a big wave?

Name: _____

Henry and Mudge and the Forever Sea
Chapter 3: Brave Dog

What did they have for lunch?

What happened when the giant wave came?

What did Mudge do that was very brave?

Write & Draw
What did Henry's father say to him?

Name: _____

Henry and Mudge and the Forever Sea
Chapter 4: Goodbye Crab

List 2 words the author used to describe the beach as the sun set.

What popped out and surprised Mudge?

What will the characters have for dinner?

Write & Draw
What did Mudge keep doing after the crab disappeared?



Chapter Questions

Henry and Mudge

and the

FOREVER SEA

The image displays three overlapping worksheet templates for the book "Henry and Mudge and the Forever Sea". Each template is designed for a student to record their reading comprehension.

- Leftmost Template:** Features a title box at the top with "Name: _____" and "Chapter: _____". Below the title is a large rectangular box labeled "I can write or draw to tell what happened." To the right of this box is a section labeled "Setting" with a small house icon. Below the main box is a section labeled "Events" with a dashed border and arrows indicating a sequence. To the right of the events section is a section labeled "Inter..." with a small house icon.
- Middle Template:** Features a title box at the top with "Name: _____" and "Chapter: _____". Below the title is a large rectangular box labeled "I can write and draw to tell what happened." Below this box are several horizontal lines for additional writing.
- Rightmost Template:** Features a title box at the top with "Name: _____" and "Chapter: _____". Below the title is a large rectangular box labeled "I can write and draw to tell about my favorite part." Below this box are several horizontal lines for additional writing.

All three templates have a decorative border of stars along the top and bottom edges.



Generic Comprehension Pages

Henry and Mudge

and the

FOREVER SEA

Name: _____

Henry and Mudge and the Forever Sea
All About Henry

I can find out about the main characters in the story.


Henry

Name: _____

Henry and Mudge and the Forever Sea
All About Dad

I can find out about the main characters in the story.


Dad

Name: _____

Henry and Mudge and the Forever Sea
All About Mudge

I can write about the main characters in the story.



Henry and Mudge


and the

FOREVER SEA

Name: _____

Henry and Mudge and the Forever Sea
What do you think?
Do you think Henry and Mudge enjoyed the beach?


☐ ☐


Yes OR No

☐ ☐

Name: _____

Henry and Mudge and the Forever Sea
What do you think?
Do you think Mudge was brave at the beach?



Henry and Mudge and the FOREVER SEA



The image displays three black and white worksheets for a reading unit on the book "Henry and Mudge and the Forever Sea".

The first worksheet on the left is titled "Make a List!" and has a star-patterned border. It includes a line for a name and the prompt "I can make a list of things I would pack for the beach." Below this are several horizontal lines for writing. At the bottom, there is a line drawing of a girl building a sandcastle.

The second worksheet in the middle is also titled "Make a List!" and has a star-patterned border. It includes a line for a name and the prompt "I can make a list of things to do at the beach." Below this are several horizontal lines for writing. At the bottom, there is a line drawing of a boy playing with a beach ball.

The third worksheet on the right is a Venn diagram for comparing characters. It has a scallop-patterned border. At the top, it says "Name: _____" and "I can compare characters." Below the text is the title "Henry And Mudge and the Forever Sea". The Venn diagram consists of two overlapping circles. The left circle is labeled "Henry" and the right circle is labeled "Mudge". Below the circles, there is a line drawing of a boy (Henry) and a dog (Mudge).

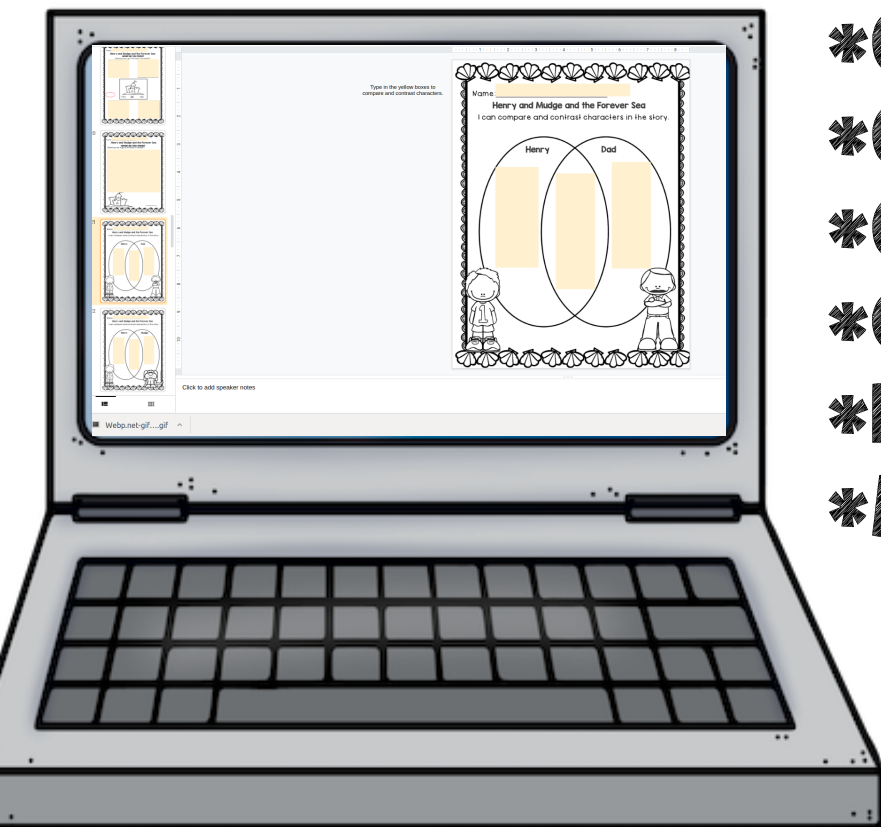
Henry and Mudge and the FOREVER SEA



Narrative Prompt & Book Writing Pages

Henry and Mudge and the FOREVER SEA

All included activities are available digitally using Google Slides



- *Chapter questions**
- *Generic comprehension response**
- *Chapter map**
- *Character web and writing pages**
- *Opinion web and prompts**
- *Narrative Writing prompts**
- *Make A List Templates**



All Activities Available Digitally!