



# BUILD & BULLDOZE- TEEN NUMBERS

## Hands on Activity Practice!




### DIRECTIONS:

1. Print the number cards and one bulldoze and one build board per student. If you'd like students to record their responses. There are two ways to record the responses. You can print the blank copy of the recording page, several copies of the recording page in a booklet with a cover, or print the entire booklet with numbers and have students find and record on the appropriate page when they pick that number card. This booklet can also be completed without the game set up.
2. Students will draw a card. Then they will build the number on the build it board using counters. If they are recording they will record their mat onto the recording sheet using a pencil, stickers, or dabber.
3. Bulldoze it by dumping the blocks from the build sheet onto the bulldoze sheet. Then count the counters again. Record if appropriate.

# BUILD & BULLDOZE - TEEN NUMBERS

## Recording Sheet & Student Booklet

### Build & Bulldoze Teen Numbers!



\_\_\_\_\_ (name)

©2010 by Linda Ward Beech



**Build:**

Mark the ten frame to show the number.



**Build:**

Mark the ten frame to show the number.

**12**



**Build:**

Mark the ten frame to show the number.

**11**


\_\_\_\_\_ and \_\_\_\_\_ more



**Bulldoze:**

Show the number out of the tens frame.

\_\_\_\_\_ ne.

\_\_\_\_\_ ones

\_\_\_\_\_ ones

\_\_\_\_\_ ones

©2010 by Linda Ward Beech