





# SOLVE & WRITE THE ROOM

## Practice Teen Numbers

Choose the version that meets the needs of your students! The different colored borders make for easier organization!


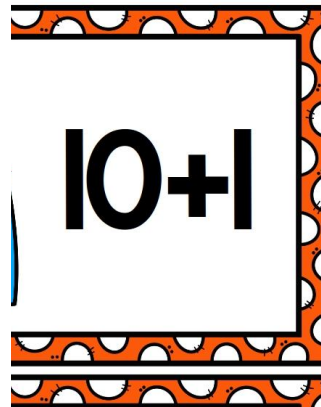


ell Ten frames &  
10+ equations



# SOLVE & WRITE THE ROOM

## Teen Number Practice











Hang the cards up around the room and have a math scavenger hunt, or use them like task cards!



Name: \_\_\_\_\_

**Teen Numbers Write the Room**

Find the card with the matching picture.  
Write to tell how many stars.

	_____		_____
	_____		_____
	_____		_____
	_____		_____
	_____		_____

Printable Prompts 2018



# SOLVE & WRITE THE ROOM











## Teen Number Practice

Includes recording sheets and answer keys for both versions!

Name: \_\_\_\_\_

### Teen Numbers Write the Room

Find the card with the matching picture.  
Write to tell how many stars.








	_____		_____
	_____		_____
	_____		_____
	_____		_____
	_____		_____

Printable Prompts 2018

Name: \_\_\_\_\_

### Teen Numbers Write the Room











Find the card with the matching picture.  
Write to tell how many stars.

	14		17
	19		13
	20		
	18		
	12		

Name: \_\_\_\_\_

### Teen Numbers Write the Room

Find the card with the matching picture.  
Write the equation and solve.

	$10 + 4 = 14$		$10 + 7 = 17$
	$10 + 9 = 19$		$10 + 3 = 13$
	$10 + 10 = 20$		$10 + 6 = 16$
	$10 + 8 = 18$		$10 + 1 = 11$
	$10 + 2 = 12$		$10 + 5 = 15$

Printable Prompts 2018

# SOLVE & WRITE THE ROOM

## TEACHING NOTES

Print the card set that works best for your students! The black border includes ten frame representations of teen numbers. Students can either write the equation and just count and write the number of stars, just choose the appropriate recording sheet. The yellow set includes equations involving 10 and some more.

Using this resource:

There are a couple of ways to use this resource- and probably some I haven't thought of yet!

1. Print the cards and hang them around the room. Students then use clipboards and go on a sort of scavenger hunt to find the cards. Then they write the equation and solution next to the matching picture on their recording sheet. This is my favorite way to use the resource since the kids are up and moving!

2. Place the sets of cards at a center table. Students choose a card, write the equation and solve. Then they choose another card.

Sometimes when students have finished, since they finish at different times, I have them turn their paper over and draw a story problem to match one (or more) of the equations.

