

Emergent Reader

3 Versions!

I Am A Lunchtime
Role Model!



Printab



I wash my hands before
lunch.

I Am A
Rol



Printabl



I wash my ha
lunc




I sit in my spot.




I sit in my spot.

Emergent Reader

3 Versions!



Can I go under the table?
No!




Can I talk quietly with friends?
Yes!

Lunchtime Rules
Yes or No?



PrintablePrompts 2017



Can I go under the table?
No!



Can I talk quietly with friends?
Yes!

Differentiated

Lunchtime Rules
Yes or No?



PrintablePrompts 2017



Yes!



Yes!



Yes!



Yes!

Emergent Reader

Full Size Versions

Lunchtime Rules Yes or No?



Can I sit in my
spot?
Yes!







Can I wash up
before lunch?
Yes!




Can I play with
food?
No!

Sort & Discuss




Color and cut. Sort Yes or No!



Extension

Name: _____



Cut and glue the words to make a sentence.

--	--	--	--

Write the sentence.

Draw a picture.

Name: _____



How can you be responsible in the lunch room?

Name: _____

Label It!

What does it look like to eat politely?
Cut and glue the labels.



my

lunch

Sit in
your spot.

Mouth closed
while chewing

Use
utensils.

Feet on the
floor

Vocabulary



line



lunch



tras



tray




stool



chair



table



utensils

Notes

Sample Discussion Questions & Lesson Flow

*I usually begin by reading a story about a character in the lunchroom, but you don't have to.

*Tell students that we will be talking about and practicing being lunchroom/ lunchtime role models! This means we will know just what to do in the lunchroom.

*Then I pull out the 6/sheet color sorting cards and the 'yes' and 'no' color pages (laminated so I use them year after year). *'Let's notice what these boys and girls are doing. Do you think they are lunchtime role models?'*

When teaching expectations I have also tried giving black and white cards to pairs of students and they sorted first, then we came together to do the group sort. Both ways worked well for my students.

*Students complete independent or partner sort (choose 6 or 12 pictures).

Here are some questions I like to address in our discussion:

**What does it look like to be a lunchroom role model?*

**What should the lunchroom sound like?*

**What kinds of problems might happen at lunchtime? How can we solve them?*

**How can we be kind in the lunchroom?*

**What does it mean to eat politely? (What does that look like and feel like?)*

**Why is being a lunchtime role model so important?*

*Students read emergent reader together, or during reading time (this can also be done before the sorting activity- but I find that the discussion helps them to read). Students can color the book if time allows- which is great for when students need that quiet downtime on those first few days.

*Then we go to the lunchroom to practice what we learned (before actual lunch time).

*Depending on the students and schedule, we complete the labeling or list activities. After lunch is a good time to revisit these activities!

Notes

This set includes three different versions of emergent readers for students to review lunchroom rules and behavior expectations.

These books go along great with class discussions and prompting of students to model different "Yes!" scenarios.

There are also rules cards great for sorting as a class on a pocket chart. There are smaller cards for students to complete a sort on their own as well (one version with 6 cards and a sheet to glue onto and one version with 12 cards for students to glue onto a large sheet of construction paper).

You can also use the vocabulary cards to complete a sequencing activity with students who would benefit from explicit practice with step by step.

Students may be tempted to think some of the pictures and parts are silly. I know my students sometimes need those explicit non examples to get the idea.

In any of the sorts or emergent readers, you can always block out or not include pages/parts you do not think are necessary for your students! One example in this resource is the last page of the first version of the emergent reader. Many classes, due to allergies, wash up after lunch as well. If your class does not, simply leave this page out! Also, in the Yes or No books, you may choose to leave some of those parts out!