


Ocean

Writing Activities



Opinion, Narrative & Poetry

Ocean Writing Activities

Name: _____

What do YOU think?

Would you like to be a diver?

Topic: _____

Opinion: _____

Reason: _____

Reason: _____

Conclusion: _____

Ocean Opinion:

Name: _____

My Opinion Writing Checklist

Write to tell your opinion.
Be sure to include:

- ☐ Topic
- ☐ Opinion
- ☐ Reasons
- ☐ Conclusion
- ☐ Neatest Work

Self-Reflection: How Did I Do?

Teacher Notes

Ocean Writing Activities

Name: _____

Make A Plan

Write or sketch to plan what will happen in your story.

First	Next
Then	Finally

Name: _____

Make A Plan


Write or sketch to plan what will happen in your story.

Setting	Problem
Reaction	Resolution

Write a Story!

Imagine you can live in the sea.
Write a story about a day under the sea.

Write a story about what happens next.



Write a Story!

Imagine you were at the beach and you met a real mermaid.

Write a story about what happens next.



Name(s): _____

My Story Writing Checklist

Write your story. Be sure to include:

- ☐ Introduction
- ☐ Problem
- ☐ Events
- ☐ Solution
- ☐ Neatest Work

Self-Reflection: How Did I Do?

Teacher Notes

By: _____

Narrative Prompt, Planner,
Writing Book & Checklists



Ocean Writing

Activities

Name: _____

Make A List

Make a list of ocean words!

Nouns	Adjectives
_____	_____
_____	_____
_____	_____
_____	_____
_____	_____
_____	_____
_____	_____
_____	_____
_____	_____
_____	_____

Verbs	Adverbs
_____	_____
_____	_____
_____	_____
_____	_____
_____	_____
_____	_____
_____	_____
_____	_____
_____	_____
_____	_____

Name: _____

Make A List

Make a list of ocean words!

Ocean Shape Poem

Use your brainstorm list to write your ocean words around the edges of the picture. Then color the picture and cut out the shape around your words!

You can also place a paper over this shape and write your words around the shape of the sea star.

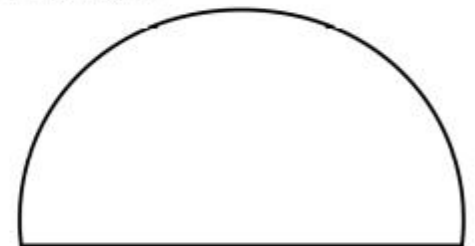
Name: _____

ocean

Acrostic Poem

Use your brainstorm list to write your ocean words around the edges of the picture. Then color the picture and cut out the shape around your words!

You can also place a paper over this shape and write your words around the shape of the jellyfish.



After you cut out your shape, attach string to the bottom of the page to make it look like a jellyfish!

Poetry Writing

