

Winter Things

Emergent Reader

Name: _____


Scrambled Sentence

Cut out the words
Glue them to make a sentence.

It is a hat.

Write the sentence.

It is a hat.



It is a hat.

Printable Prompts 2014

Name: _____

Sentence Match

Glue the sentence next to the matching picture.






It is hot cocoa.

It is a hat.

It is a snowman.

It is a pair of mittens.

It is a snowflake.



Printable Prompts 2014



Printable Mini Book & Extension

Winter Things

Emergent Reader



It is a hat.

It is a pair of mittens.



It is a snowflake.



It is a snowman.



It is hot cocoa.

Winter Things



It is a hat.

It is a pair of mittens.



It is a snowflake.



It is a snowman.



It is hot cocoa.

Color & Blackline Versions








Winter Things

Emergent Reader

Name: _____

Sentence Match

Glue the sentence next to the matching picture.

<div style="border: 1px solid black; height: 40px; width: 160px;"></div>	
<div style="border: 1px solid black; height: 40px; width: 160px;"></div>	
<div style="border: 1px solid black; height: 40px; width: 160px;"></div>	
<div style="border: 1px solid black; height: 40px; width: 160px;"></div>	
<div style="border: 1px solid black; height: 40px; width: 160px;"></div>	

Printable Prompts 2014

is the matching picture.

a hat.

snowman.


ot cocoa.

It is a pair of mittens.


It is a snowflake.


Name: _____


Scrambled Sentence

 Cut out the words.
Glue them to make a sentence.

--	--	--	--

 Write the sentence.

 Draw a picture.

 hat. It

Name: _____

Scrambled Sentence

 Cut out the words.
Glue them to make a sentence.

--	--	--	--

 Write the sentence.

 Draw a picture.

 a It snowman is

Printable Prompts 2014

Printable Prompts 2014

Extension Response



Winter Things

Emergent Reader

	hat
	mittens
	snowflake
	snowman
	hot cocoa

Teaching Notes

1. Choose the reader that works for you. This reader is offered in color or black and white.
 2. Preview the words using the word cards. You can also cut the words and pictures apart and have students match them before, during or after reading.
 3. Choose response activities that are just right for your readers! Remember the vocabulary cards can help support student writing!
- Happy reading!



Vocab & Teaching Notes