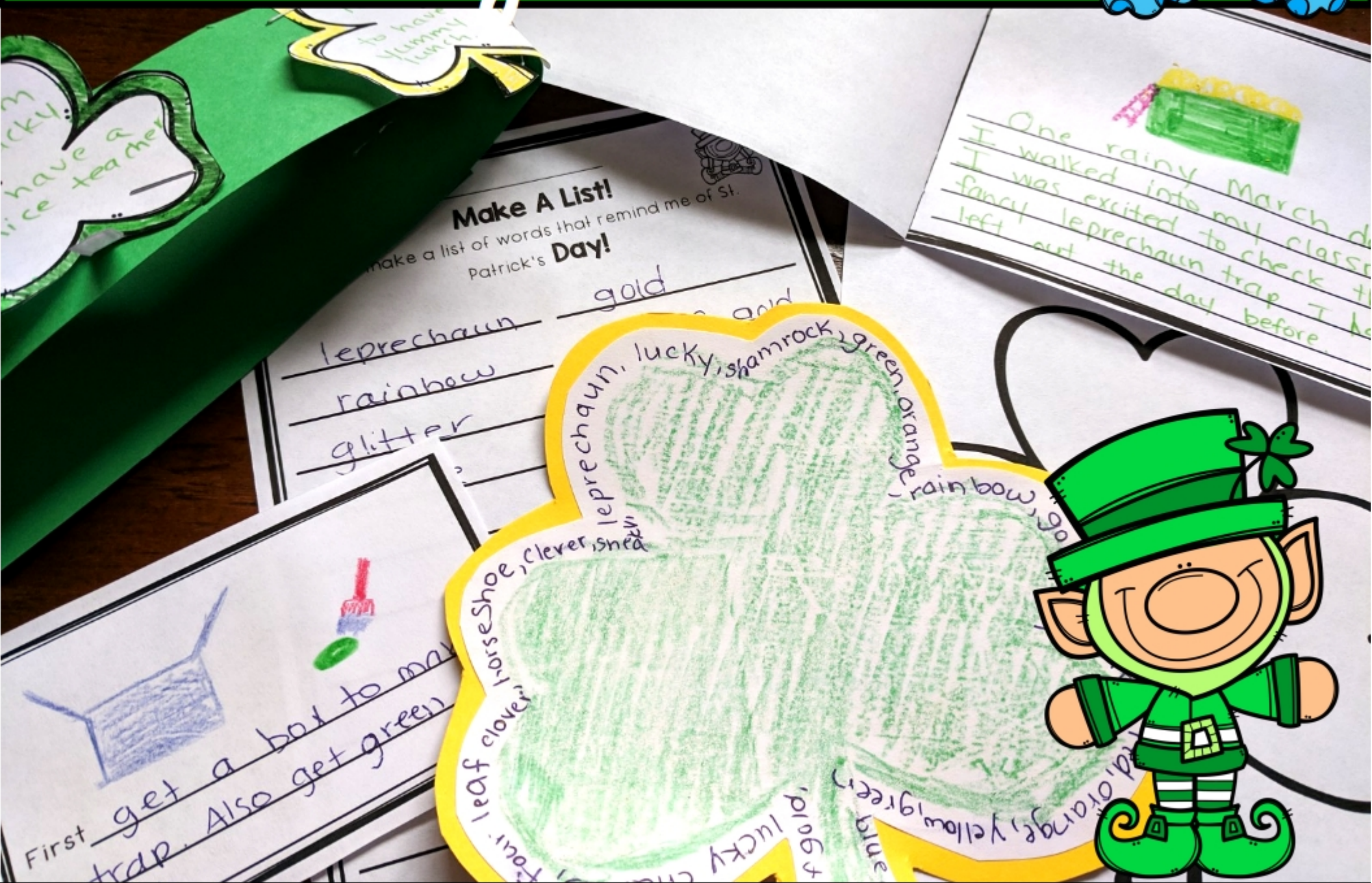


# St. Patrick's Day Writing Activities



## 7 Writing Activities



# St. Patrick's Day Writing Activities



Name: \_\_\_\_\_

### My Favorite Part!

We read a St. Patrick's Day story. I can write and draw to tell about my favorite part.

Name: \_\_\_\_\_

### Summarize It!

We read a St. Patrick's Day story. I can write and draw to tell what happened in the story.

Name: \_\_\_\_\_


### What Do You Think?

We read a story about a leprechaun. Do you think the leprechaun in the story was lucky? Why or why not?

Name: \_\_\_\_\_

### All About The Leprechaun


We read a story about a leprechaun. I can tell about the leprechaun character in the story.



Name: \_\_\_\_\_

### All About The Leprechaun

We read a story about a leprechaun. I can tell about the leprechaun character in the story.





# Story Response

# St. Patrick's Day Writing Activities



## Write a Story!

Imagine you had the luckiest day ever! Write about your day.



Blank writing area for the story.

Blank writing area for the story.

Blank writing area for the story.

Blank writing area for the story.

Blank writing area for the story.

## Narrative Writing





# St. Patrick's Day Writing Activities



Name: \_\_\_\_\_

## Make A List!

I can make a list of things I can use for a leprechaun trap!

---

---

---

---

---

---

---

---

---

---



## How to Make a Leprechaun Trap



By: \_\_\_\_\_



## How to Catch a Leprechaun



By: \_\_\_\_\_



First \_\_\_\_\_

Then \_\_\_\_\_

Next \_\_\_\_\_

After that \_\_\_\_\_

Finally \_\_\_\_\_



# Procedural Writing

# St. Patrick's Day Writing Activities



Name: \_\_\_\_\_

**Make A List!**

I can make a list of things that make me feel lucky!

\_\_\_\_\_

\_\_\_\_\_

\_\_\_\_\_

\_\_\_\_\_

\_\_\_\_\_

\_\_\_\_\_

\_\_\_\_\_


\_\_\_\_\_

\_\_\_\_\_

\_\_\_\_\_

\_\_\_\_\_

Write something that makes you feel lucky on each shamrock.  
Color, cut, and glue onto a sentence strip to make a heart.



Print on green paper for more vibrant colors!

©2014 by The Writing Workbooks



# I'm So Lucky Writing



Worth More Than Gold

By: \_\_\_\_\_

©2013 TeachingWithAMountainView.com

# More than Gold



# St. Patrick's Day Writing Activities



## Make a Shamrock Shape Poem!

Make a list of words that remind you of St. Patrick's Day. Think of colors, characters, things, foods etc.

Then hold a paper over the top of the shamrock template. Write your words around the outline to make the shape of a shamrock.



Name: \_\_\_\_\_

### Make A List!

I can make a list of words that remind me of St. Patrick's Day!

\_\_\_\_\_

\_\_\_\_\_

\_\_\_\_\_

\_\_\_\_\_

\_\_\_\_\_

\_\_\_\_\_

\_\_\_\_\_

\_\_\_\_\_

\_\_\_\_\_

Name: \_\_\_\_\_

### Make A List!

I can make a list of words that remind me of St. Patrick's Day!

| Nouns | Adjectives |
|-------|------------|
| _____ | _____      |
| _____ | _____      |
| _____ | _____      |
| _____ | _____      |
| _____ | _____      |
| _____ | _____      |
| _____ | _____      |
| _____ | _____      |
| _____ | _____      |
| _____ | _____      |

| Verbs | Adverbs |
|-------|---------|
| _____ | _____   |
| _____ | _____   |
| _____ | _____   |
| _____ | _____   |
| _____ | _____   |
| _____ | _____   |
| _____ | _____   |
| _____ | _____   |
| _____ | _____   |
| _____ | _____   |



# Descriptive Writing



# St. Patrick's Day

## Writing Activities



### Teaching Notes

These resources are designed to use for a number of St. Patrick's Day themed writing activities.

Includes:

Leprechaun story written response. These resources are designed to be generic in order to be used with any book or story about leprechauns. You'll find a summary page, favorite part page, opinion response (is the leprechaun in the story lucky), and write all about the leprechaun character.

Narrative Writing- There is a narrative prompt along with book pages. Each book page has a story part in the shamrock in the corner. Print the pages that have the parts you'd like your students to include. If you would like to print the blank shamrock page, you can also use that if you'd rather not have guide words, or if you'd rather write in your own.

Breaking News!- This template is great for students to write after a leprechaun visit. They can write to share about what happened in their classroom. In our classroom sometimes the leprechaun does silly things or leaves things behind. You could also use this activity as written response. I have even used it before for students to respond to a partner's leprechaun story.

How to Catch a Leprechaun Booklet- This booklet has two versions- How to Catch a Leprechaun and How to Make a Leprechaun Trap. This procedural writing activity is great to use during class time or along with a homework project for building a leprechaun trap. There is also a leprechaun trap make a list template included which could be used for brainstorming.

I am Lucky Writing- This personal writing includes a make a list template as well as shamrock writing template. I like to use this to cut out the shamrocks in order to attach them to a headband, but you could also make a little mobile by hanging them from string, or even just cut and glue them onto a page where students draw the things they're thankful for.

Worth More Than Gold- This writing list template is a great brainstorming start for the activity. Then students can write on the pot of gold writing template that you choose. You can have them write or draw to show what's valuable to them.

Shamrock Shape Poem- This shape poem makes for a great bulletin board activity. It also goes along well with a study of parts of speech. I have included a list making sheet with different parts of speech to help students brainstorm, as well as a general list page. Then print out the shamrock shape poem page. Student lay a blank white sheet of paper on top of the shamrock paper. I usually have them tape the two pages together at the edge so it doesn't slide around. Then they write their St. Patrick's Day words around the edges to make a shape poem. For younger students, you could have them write directly on the template. You can either have students color, or print the shamrock page on colored paper.

I have included a couple of different photos of the products in action!

