

# LIFE CYCLE OF A ROBIN

## Robin Vocabulary Or Word Wall Cards



hatchling



fledgling



fly



feath



robin



nest



egg




hatch



# LIFE CYCLE OF A ROBIN

## Full Color Life Cycle Cards

Great for whole group or modeled practice!



# Life Cycle Activities



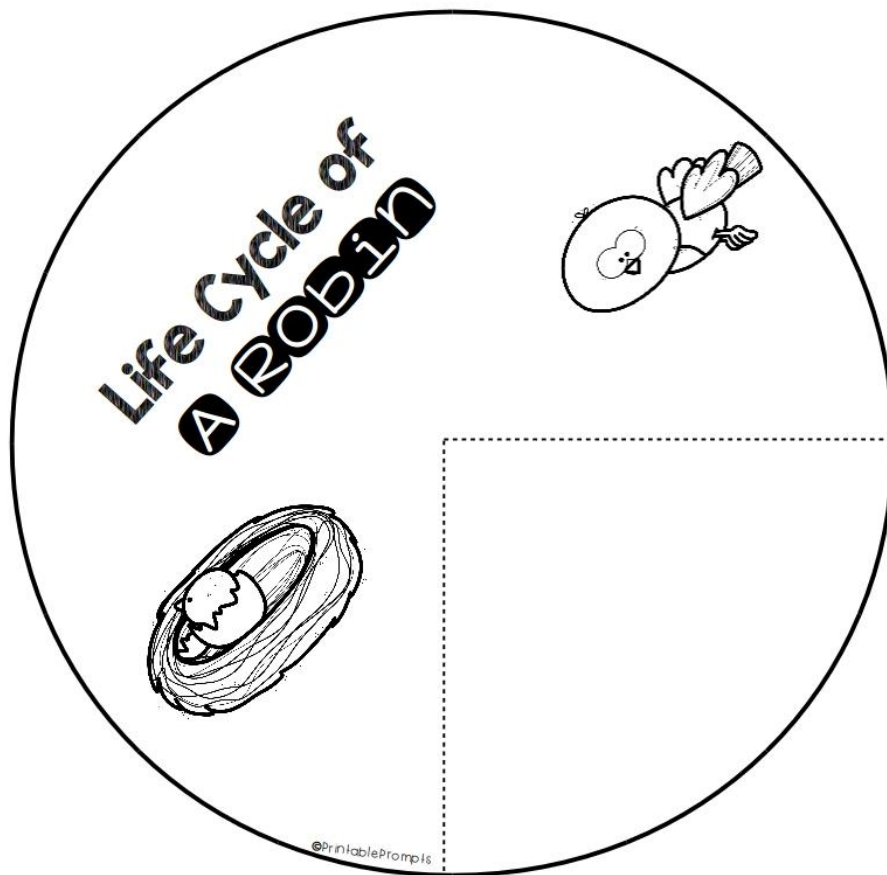
*Printable  
Prompts*

# LIFE CYCLE OF A ROBIN

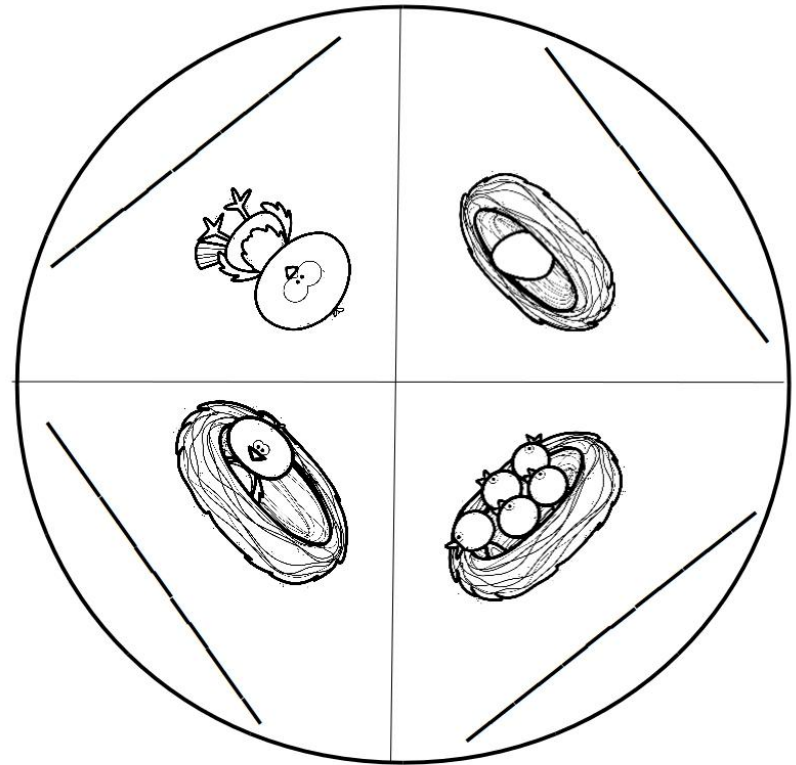
## Life Cycle Activities

Choose the activity just right for your students!

Cut out the circle. Cut on the dotted lines.  
Then attach it to your life cycle spinner with a brass fastener.



Write the word to match the picture.  
Then cut out the circle and attach it to the spinner cover with a brass fastener.





# LIFE CYCLE OF A ROBIN

## Research Companion Activities

Name: \_\_\_\_\_

### All About Robins!

I can draw and write to tell about robins.

I know...

Name: \_\_\_\_\_

### All About Robins!

Name: \_\_\_\_\_

### All About Robins!

Name: \_\_\_\_\_ All About Robins!



K

I know...

W

I want  
to know...

L

I learned...

©PrintablePrompts

©Pr

PrintablePrompts 2017



# LIFE CYCLE OF A ROBIN


## Research Companion Activities

(date)	(time)
My Observations	


# ROBIN

## Journal

(name)



Printable Prompts 2017




# LIFE CYCLE OF A ROBIN

## Research Companion Activities

Name: \_\_\_\_\_

**Label A Robin!**  
Use the words below to label the robin.



\_\_\_\_\_

\_\_\_\_\_

\_\_\_\_\_

\_\_\_\_\_

\_\_\_\_\_

beak  
wing


tail  
eyes

foot

©PrintablePrompts

Name: \_\_\_\_\_

**Label a Robin!**  
Use the words below to label the robin.



\_\_\_\_\_

\_\_\_\_\_

\_\_\_\_\_

\_\_\_\_\_

\_\_\_\_\_

wing

foot

tail

beak

eyes

©PrintablePrompts





# LIFE CYCLE OF A ROBIN

## TEACHING NOTES

This resource is perfect to use with any book or video you have in your classroom about the life cycle of a robin.

It includes basic life cycle vocabulary cards which are great for a word wall or to support with writing tasks. You can even cut the picture apart from the words and have the students match the pictures to the words.

I have included a basic web and also a KWL chart as options for students to record learning.

The observation journal is great if you have a window with birds or robins outside. You can also use this to look at photographs of robins. I have included some photographs with this resource. I like to print a few observation pages and make it a journal. You can also include the life cycle page you choose and the labeling page in your journal if you'd like!

There are a variety of choices for showing what students have learned about the life cycle of a robin.

- \*Use the ¼ page pictures and words to create their own group life cycle. It is fun to do this as a precursor to the other life cycle activities, which are more independent.

- \*Students use the one page life cycle sheet or life cycle booklet to write and draw about the life cycle.

- \*Students cut and glue the pictures (2 sets per page) onto the one page life cycle sheet where they can write and color or into the booklet template.

- \*Life Cycle Wheel (write, color, cut, fasten). This is great for oral retell of the cycle of a robin.

- \*\*Note this really is a cycle! It's good to keep this in mind when thinking about student work on the one page activity or the booklet! Some students may start with a different step, but as long as it goes in order, it's correct!

- \*Label a robin- There are two versions for differentiation.

